

# LCFF Budget Overview for Parents

Local Educational Agency (LEA) Name: Golden Feather Union Elementary School District

CDS Code: 04-61457-0000000

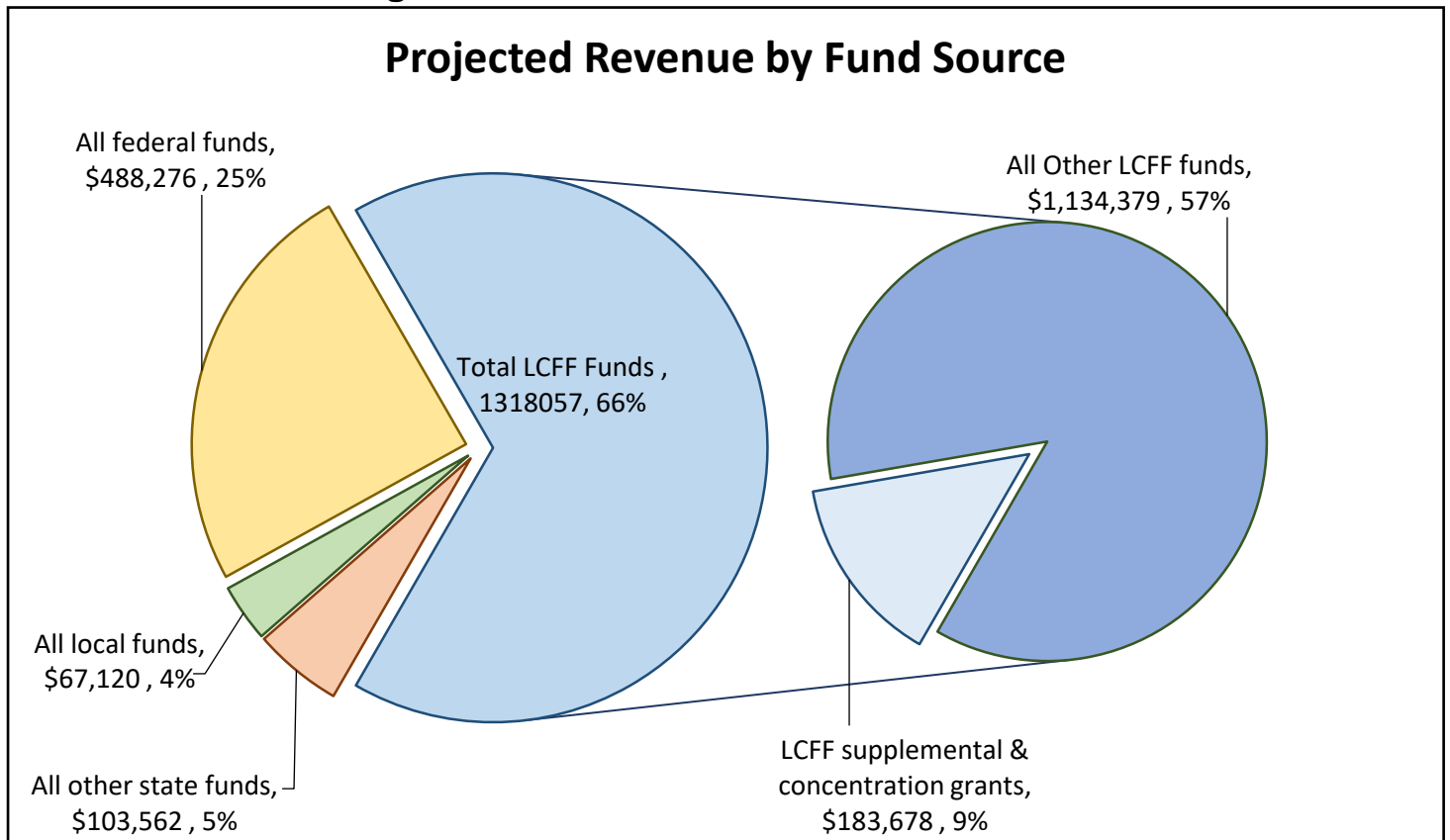
School Year: 2021 – 22

LEA contact information: Josh Peete, (530) 533-3467, [jpeete@gfusd.org](mailto:jpeete@gfusd.org)

School districts receive funding from different sources: state funds under the Local Control Funding Formula (LCFF), other state funds, local funds, and federal funds. LCFF funds include a base level of funding for all LEAs and extra funding - called "supplemental and concentration" grants - to LEAs based on the enrollment of high needs students (foster youth, English learners, and low-income students).

## Budget Overview for the 2021 – 22 School Year

### Projected Revenue by Fund Source

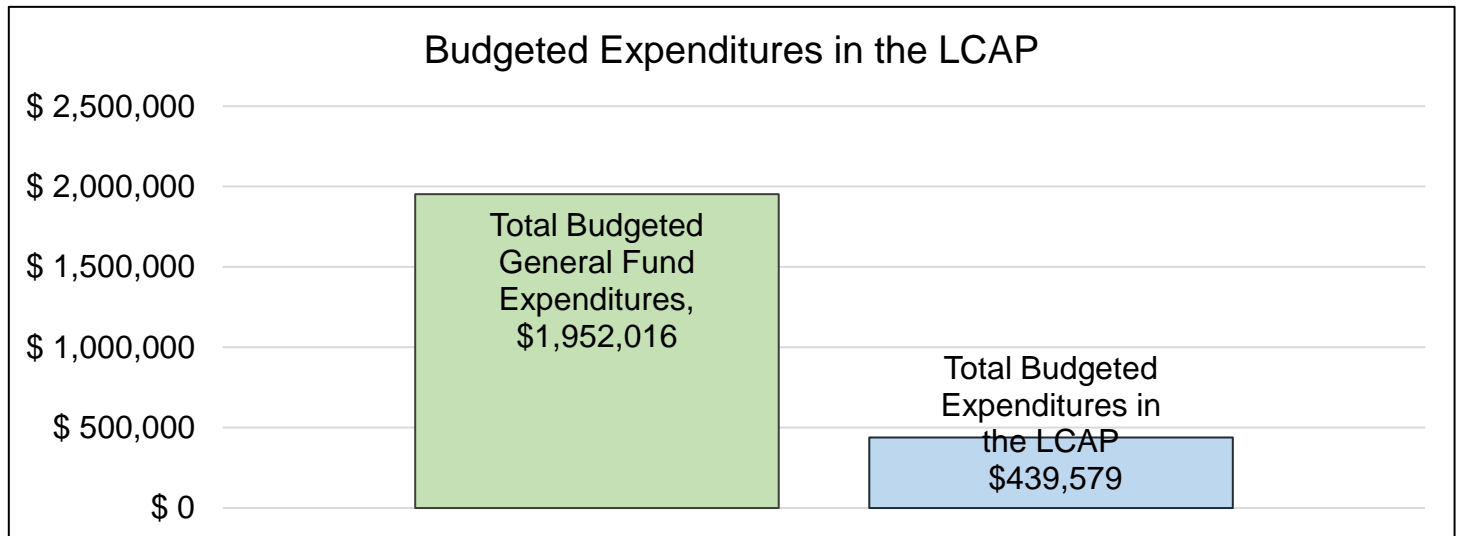


This chart shows the total general purpose revenue Golden Feather Union Elementary School District expects to receive in the coming year from all sources.

The total revenue projected for Golden Feather Union Elementary School District is \$1,977,015.00, of which \$1,318,057.00 is Local Control Funding Formula (LCFF), \$103,562.00 is other state funds, \$67,120.00 is local funds, and \$488,276.00 is federal funds. Of the \$1,318,057.00 in LCFF Funds, \$183,678.00 is generated based on the enrollment of high needs students (foster youth, English learner, and low-income students).

# LCFF Budget Overview for Parents

The LCFF gives school districts more flexibility in deciding how to use state funds. In exchange, school districts must work with parents, educators, students, and the community to develop a Local Control and Accountability Plan (LCAP) that shows how they will use these funds to serve students.



This chart provides a quick summary of how much Golden Feather Union Elementary School District plans to spend for 2021 – 22. It shows how much of the total is tied to planned actions and services in the LCAP.

Golden Feather Union Elementary School District plans to spend \$1,952,016.00 for the 2021 – 22 school year. Of that amount, \$439,579.00 is tied to actions/services in the LCAP and \$1,512,437.00 is not included in the LCAP. The budgeted expenditures that are not included in the LCAP will be used for the following:

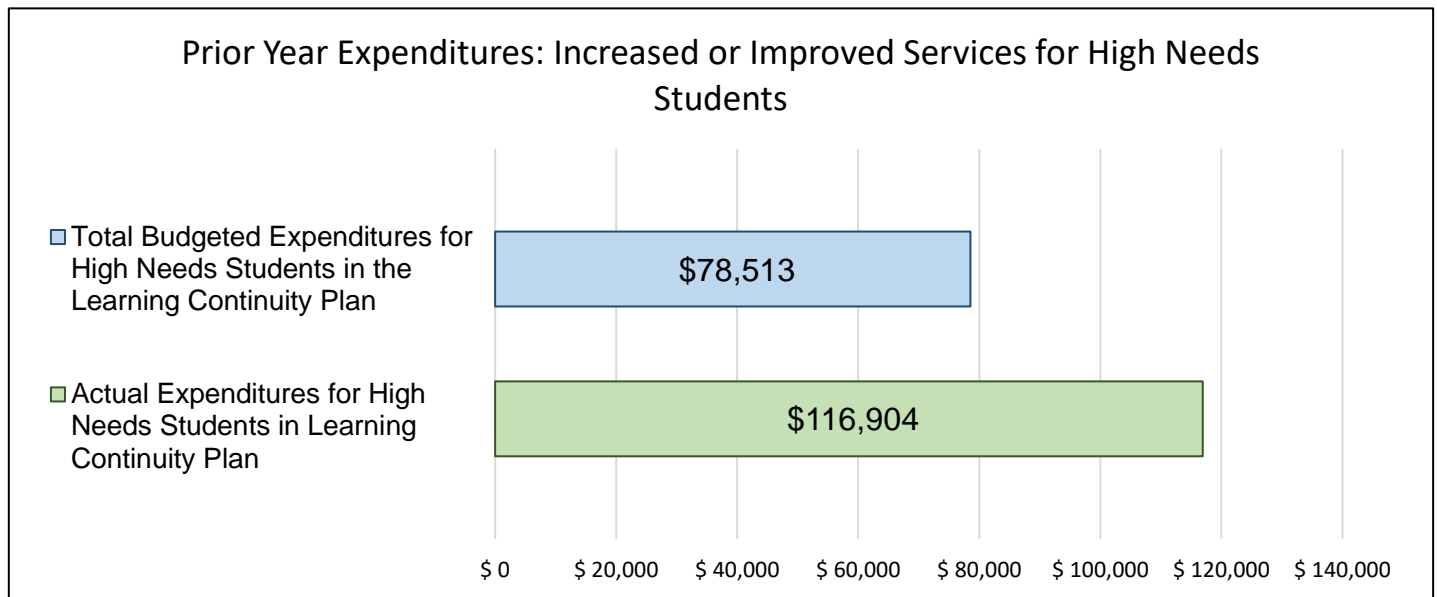
In addition to those expenditures included in the LCAP, expenditures in the General Fund also include administrative and clerical salaries and benefits, maintenance and transportation costs, utilities and facility costs, and the costs associated with providing Special Education.

## Increased or Improved Services for High Needs Students in the LCAP for the 2021 – 22 School Year

In 2021 – 22, Golden Feather Union Elementary School District is projecting it will receive \$183,678.00 based on the enrollment of foster youth, English learner, and low-income students. Golden Feather Union Elementary School District must describe how it intends to increase or improve services for high needs students in the LCAP. Golden Feather Union Elementary School District plans to spend \$326,126.00 towards meeting this requirement, as described in the LCAP.

# LCFF Budget Overview for Parents

## Update on Increased or Improved Services for High Needs Students in 2020 – 21



This chart compares what Golden Feather Union Elementary School District budgeted last year in the Learning Continuity Plan for actions and services that contribute to increasing or improving services for high needs students with what Golden Feather Union Elementary School District estimates it has spent on actions and services that contribute to increasing or improving services for high needs students in the current year.

In 2020 – 21, Golden Feather Union Elementary School District's Learning Continuity Plan budgeted \$78,513.00 for planned actions to increase or improve services for high needs students. Golden Feather Union Elementary School District actually spent \$116,904.00 for actions to increase or improve services for high needs students in 2020 – 21.



# Annual Update for Developing the 2021-22 Local Control and Accountability Plan

## Annual Update for the 2019–20 Local Control and Accountability Plan Year

LEA Name	Contact Name and Title	Email and Phone
Golden Feather Union Elementary School District	Josh Peete Superintendent	jpeete@gfusd.org (530) 533-3467

The following is the local educational agency’s (LEA’s) analysis of its goals, measurable outcomes and actions and services from the 2019-20 Local Control and Accountability Plan (LCAP).

# Goal 1

All students will achieve 21st Century skills and be prepared to successfully transition to a high school college and career readiness pathway.

State and/or Local Priorities addressed by this goal:

State Priorities:     Priority 2: State Standards (Conditions of Learning)  
                             Priority 4: Pupil Achievement (Pupil Outcomes)  
                             Priority 7: Course Access (Conditions of Learning)  
                             Priority 8: Other Pupil Outcomes (Pupil Outcomes)

Local Priorities:

## Annual Measurable Outcomes

Expected	Actual
<p><b>Metric/Indicator</b> Priority 2: Local Indicator/Implementation of State Standards/Local Evaluation Tool</p> <p><b>19-20</b> All staff will have three years of experience in curriculum purchased by the district at the end of the 2016/17 school year aligned to Common Core State Standards in ELA and math. The third year of curriculum use (2019-2020) will result in 50% of the staff rating themselves as full awareness on the BCOE rubric.</p> <p><b>Baseline</b> The majority of staff is in the initial awareness level on the Butte County CCSS Implementation Metric Self Survey. The CCSS Implementation metric has five levels including initial awareness, developing awareness, full awareness, student awareness, and full implementation.</p>	<p>Due to the devastating Camp Fire and Global Pandemic we were unable to implement this action. Due to a complete turnover with certificated staff, three years of implementation is unattainable.</p>
<p><b>Metric/Indicator</b> Priority 4: State Indicator/Academic Indicator/Grades 3-8 ELA SBAC results</p>	<p>According to the 2019 dashboard, the average points from level three declined in both ELA and Math but this reflects the trauma our students suffered from the Camp Fire. In 2019-2020, our students did not test due to Covid 19 restrictions.</p>

Expected	Actual
<p><b>19-20</b> Increase student scaled score average by 15 points so that our average points from level 3 improves for all students and for each significant student group.</p> <p><b>Baseline</b> 16% of the 3-8th grade students scored at or above grade level in ELA on the Smarter Balanced Assessment in 2016.</p> <p><b>Metric/Indicator</b> Priority 4: State Indicator/Academic Indicator/Grades 3-8 mathematics SBAC results</p> <p><b>19-20</b> Increase student scaled score average by 15 points so that our average points from level 3 improves for all students and for each significant student group.</p> <p><b>Baseline</b> 24% of the 3-8th grade students scored at or above grade level in mathematics on the Smarter Balanced Assessment in 2016.</p>	<p>According to the 2019 dashboard, the average points from level three declined in both ELA and Math but this reflects the trauma our students suffered from the Camp Fire. In 2019-2020, our students did not test due to Covid 19 restrictions.</p>
<p><b>Metric/Indicator</b> Priority 7: Local Metric/A broad course of study</p> <p><b>19-20</b> 100% of students are placed in grade level appropriate course offerings as identified by our SIS.</p> <p><b>Baseline</b> 100% of students are placed in grade level appropriate course offerings as identified by our SIS.</p> <p><b>Metric/Indicator</b> Priority 8: Local Metric/Other student outcomes (Reach Higher Shasta K-3 reading, Reach Higher Shasta K-2 math, iReady, local benchmarks, PSAT 8-9, SBAC interims, STAR reading assessment, DIBELS Plus, etc.)</p> <p><b>19-20</b></p>	<p>100% of students are placed in grade level appropriate course offerings as identified by our SIS.</p> <p>All students currently utilize at least 45 minutes per week of IReady in ELA and Math. According to IReady scores in 2020, 29% of students in ELA are achieving grade level standards, and 21% of students are scoring at grade level in Math.</p>

Expected	Actual
<p>30% of the students will achieve the scale score gain required to meet the i-Ready target in ELA and Math.</p> <p><b>Baseline</b> 100% of students in grades TK-8 will use i-Ready for ELA and Math at least 45 minutes per week starting in 2017/18 school year.</p> <p><b>Metric/Indicator</b> Priority 8: Local Metric/Other student outcomes (Reach Higher Shasta K-3 reading, Reach Higher Shasta K-2 math, iReady, local benchmarks, PSAT 8-9, SBAC interims, STAR reading assessment, DIBELS Plus, etc.)</p> <p><b>19-20</b> Students will no longer take STAR reading assessments. Students will use i-Ready ELA/Math assessments instead to locally track academic achievement growth.</p> <p><b>Baseline</b> 100% of students in grades 2-8 will take STAR reading assessments in August and the end of SBAC testing in May. We will measure average growth per grade level in 2017/18 as our baseline data.</p> <p><b>Metric/Indicator</b> Priority 8: Local Metric/Other student outcomes (Local Assessments, Interims, MAPs, etc.)</p> <p><b>19-20</b> Initial SBAC scores goal for June 2020: ELA met or exceeded at 30% Math met or exceeded at 25%.</p> <p><b>Baseline</b> Initial SBAC scores as reported in June 2018: ELA met or exceeded at 22.7% Math met or exceeded at 16%.</p>	<p>We are currently using IReady kindergarten through eighth grade.</p> <p>According to the 2019 dashboard, the average points from level three declined in both ELA and Math but this reflects the trauma our students suffered from the Camp Fire. In 2019-2020, our students did not test due to Covid 19 restrictions.</p>

Expected	Actual

## Actions / Services

Planned Actions/Services	Budgeted Expenditures	Actual Expenditures
Staff professional development by funding a Coordinator of Innovative Instruction and Support. Contracting with BCOE for support with SEL, behavior, and academic systems implementation	<p>1000-1999, 3000-3999: Certificated Salaries and Benefits LCFF Supplemental and Concentration \$62,179</p> <p>BCOE Contract 5800: Professional/Consulting Services And Operating Expenditures Title I \$2,000</p> <p>BCOE Contract 5000-5999: Services and Other Operating Expenditures Title II \$9,000</p> <p>BCOE Contract 5800: Professional/Consulting Services and Operating Expenditures Title IV \$2,164</p> <p>BCOE Contract - 5800: Professional/Consulting Services and Operating Expenditures LCFF Supplemental and Concentration \$7,000</p>	<p>1000-1999, 3000-3999: Certificated Salaries and Benefits LCFF Supplemental and Concentration 0</p> <p>BCOE Contract 5800: Professional/Consulting Services and Operating Expenditures Title I \$9,978</p> <p>BCOE Contract 5000-5999: Services and Other Operating Expenditures Title II 0</p> <p>BCOE Contract 5800: Professional/Consulting Services and Operating Expenditures Title IV \$9,414</p> <p>BCOE Contract 5800: Professional/Consulting Services and Operating Expenditures LCFF Supplemental and Concentration \$108</p>
Purchase additional resources, data warehouse system, and contracted data tracking support to improve academic achievement and help with the implementation of Multi-Tiered Systems of Support (MTSS).	<p>Contracting for data tracking support 5800: Professional/Consulting Services and Operating Expenditures Title I \$11,614</p> <p>Data Warehouse System for Early Warning Systems and student data analysis 5800:</p>	<p>Contracting for data tracking support 5800: Professional/Consulting Services and Operating Expenditures Title I \$14,870</p>



Planned Actions/Services	Budgeted Expenditures	Actual Expenditures
	Professional/Consulting Services and Operating Expenditures Title IV 7,250	
Increase access to technology for students by contracting with BCOE IT to keep our tech infrastructure and computers working smoothly.	5800: Professional/Consulting Services and Operating Expenditures Title I \$24,000	5800: Professional/Consulting Services and Operating Expenditures Title I \$19, 789  5800: Professional/Consulting Services and Operating Expenditures LCFF Supplemental and Concentration \$3,610
Provide classified paraeducators to foster high academic achievement and support certificated teachers with grade-level splits.	2000-3999: Classified Salaries and Benefits Title I 32,406  2000-3999: Classified Salaries and Benefits Title V \$20,000	2000-3999: Classified Salaries and Benefits Title I \$47,202

## Goal Analysis

A description of how funds budgeted for Actions/Services that were not implemented were used to support students, families, teachers, and staff.

There was \$62,179 that was budgeted for a .6 Assistant Principal Position which was not filled during the 19-20 school year. Those supplemental and concentration funds were then redistributed to pay for additional services for our unduplicated pupils. This amount helped to pay for an additional teacher to lower class sizes, and reduce grade level splits and provide intervention to struggling students.

A description of the successes and challenges in implementing the actions/services to achieve the goal.

The 2019-2020 academic year was challenging in addition to the challenges of the last two years. Lack of access to instruction which resulted in significant learning loss as indicated by State testing as well as current diagnostic assessments is a continued struggle. This learning loss was exacerbated by the closing of schools due to the National Disaster Wildfire, "the Camp Fire", which decimated our community. In addition to the Camp Fire, our students have also experienced school closures due to flood, Covid 19, and power outages and evacuation warnings. We also have a significant number of students who are currently homeless and have been for the last two years due to the Camp Fire. Many of our students live in remote areas which have been affected by Covid transportation restrictions as well as lack access to WIFI and technology. Our ability to stay open and persevere through such hardships is truly a success.

## Goal 2

We will ensure all students, staff and community have access to a safe and caring environment with clean, well maintained facilities and highly qualified staff.

State and/or Local Priorities addressed by this goal:

State Priorities:     Priority 1: Basic (Conditions of Learning)  
                             Priority 5: Pupil Engagement (Engagement)  
                             Priority 6: School Climate (Engagement)

Local Priorities:

### Annual Measurable Outcomes

Expected	Actual
<b>Metric/Indicator</b> Priority 1: Local Indicator/ Facilities in good repair <b>19-20</b> Maintain of good/exemplary condition in all areas rated on FIT report. <b>Baseline</b> Maintain or increase by 3% exemplary/good overall facilities rating as measured by the FIT report.	After having to relocate into the Spring Valley School upon the devastation of the Camp Fire to the Concow Elementary School, we completed a FIT report for the new site and all areas were found to be in good or exemplary condition.
<b>Metric/Indicator</b> Priority 1: Local Indicator/ Instructional materials <b>19-20</b> Maintain 100% of the classrooms will have CCSS curriculum in ELA and math. William's review will ensure that all students have sufficient materials. <b>Baseline</b> 100% of students did not have CCSS curriculum in ELA. 60% of the classrooms did not have access to CCSS in mathematics.	100% of all classrooms have provided students with CCSS aligned curriculum in Math and ELA.
<b>Metric/Indicator</b> Priority 1: Local Indicator/Teacher credential	100% of our teachers were appropriately assigned and possessed the appropriate credentials.

Expected	Actual
<p><b>19-20</b> Maintain 0% teacher mis-assignment during the 2019/20 school year.</p> <p><b>Baseline</b> 0% of teachers were mis-assigned during the 2016/17 school year.</p> <p><b>Metric/Indicator</b> Priority 5: Local Metric/Student Engagement/School attendance rates</p> <p><b>19-20</b> Improve attendance rate from 93% to 93.5% during the 2019/20 school year.</p> <p><b>Baseline</b> Attendance rate of 91.95% during the 2016/17 school year.</p>	<p>Our attendance rates in 2019-2020 was 92.3% which is an increase from 2016-2017, however we did not meet the goal of 93% due to the global pandemic.</p>
<p><b>Metric/Indicator</b> Priority 5: Local Metric/Middle school dropout rate</p> <p><b>19-20</b> Maintain 0% middle school drop-out rate.</p> <p><b>Baseline</b> 0% middle school drop-out rate.</p>	<p>Maintained 0% middle school drop out rate.</p>
<p><b>Metric/Indicator</b> Priority 6: Local Metric/Expulsion rate</p> <p><b>19-20</b> Maintain 0% expulsion rate</p> <p><b>Baseline</b> 0% expulsion rate</p>	<p>Maintained 0% expulsion rate.</p>
<p><b>Metric/Indicator</b> Priority 6: Local Indicator/Local tool for school climate</p> <p><b>19-20</b></p>	<p>Due to the fact that all students were on distance learning because of the global pandemic from March of 2020 through the end of the year, the survey was not administered.</p>

Expected	Actual
<p>Increase the percent of parents surveyed who agree or strongly agree that they felt their children were safe at school by 3%.</p> <p><b>Baseline</b>            Provided survey to parents at the end of the 2016/17 school year. 87% of parents surveyed agreed or strongly agreed that they felt their children were safe at school.</p> <p><b>Metric/Indicator</b>            Priority 5: State Indicator/Student Engagement/Chronic absenteeism rates</p> <p><b>19-20</b>            Reduce chronic absenteeism by 2% to 26%.</p> <p><b>Baseline</b>            The chronic absenteeism rate for the 2016/17 school year was 37.5%.</p>	<p>Due to the global pandemic, our chronic absenteeism rate increased to 68.5%.</p>
<p><b>Metric/Indicator</b>            Priority 6: State Indicator/Student Suspension Indicator</p> <p><b>19-20</b>            Reduce suspension rate by 2% for the 2019/20 school year to 6%.</p> <p><b>Baseline</b>            District suspension rate for the 2016/17 school year was 13.6%.</p>	<p>Our suspension rate decreased significantly from 13.6% in 2016-2017 to 1.8% in 2019-2020.</p>

## Actions / Services

Planned Actions/Services	Budgeted Expenditures	Actual Expenditures
This action has been removed		
Fund additional certificated teachers to support lower class sizes and reduce grade-level splits. Maintain academic and behavioral intervention program during the school day.	Salary and Benefits 1000-1999, 3000-3999: Certificated Salaries and Benefits LCFF Supplemental and Concentration \$68,100	Salary and Benefits 1000-1999, 3000-3999: Certificated Salaries and Benefits LCFF Supplemental and Concentration \$77,544

Planned Actions/Services	Budgeted Expenditures	Actual Expenditures
		Salary and Benefits 1000-1999, 3000-3999: Certificated Salaries and Benefits Title V \$9,894  Salary and Benefits 1000-1999, 3000-3999: Certificated Salaries and Benefits Title II \$9,190

## Goal Analysis

A description of how funds budgeted for Actions/Services that were not implemented were used to support students, families, teachers, and staff.

All funds were were utilized.

A description of the successes and challenges in implementing the actions/services to achieve the goal.

A challenge for our small district is offering a competitive salary schedule due to our small school size when compared to large school districts'. There is also a teacher shortage that we have to contend with. A success is finding teachers who are so willing to learn and truly care about our students.

## Goal 3

Golden Feather will engage families in the school community to seek input in decision-making and increase attendance at school functions.

State and/or Local Priorities addressed by this goal:

State Priorities: Priority 3: Parental Involvement (Engagement)

Local Priorities:

### Annual Measurable Outcomes

Expected	Actual
<p><b>Metric/Indicator</b> Priority 3: Local Indicator/Parent Involvement/Local Evaluation Tool</p> <p><b>19-20</b> Increase the number of parents / guardians attending school functions as measured by increasing Parents' Club membership by 5 parents / guardians each year.</p> <p><b>Baseline</b> Parents' Club membership in 2016/17 was at 25 paid members including parents of exceptional needs and unduplicated pupils.</p>	<p>Due to Covid restrictions we were unable to meet in person and therefor we are unable to meet this metric.</p>

### Actions / Services

Planned Actions/Services	Budgeted Expenditures	Actual Expenditures
Maintain communication to families via: phone calls, auto dialer, text messages, emails, school website, online gradebook, surveys, school marquee, appropriate social media.	Services 5000-5999: Services And Other Operating Expenditures Base \$3500	5000-5999: Services and Other Operating Expenditures LCFF Supplemental and Concentration \$1,200
Maintain outreach methods for connecting with school community members: Evening dinner input meetings, Donuts with dads, Muffins with moms, etc...	4000-4999: Books And Supplies Title I \$100	4000-4999: Books and Supplies Title I \$100

Planned Actions/Services	Budgeted Expenditures	Actual Expenditures
These activities will be addressed with action 3.2.		
Administrative and indirect costs to support Federally funded programs.	Con App Support 5800: Professional/Consulting Services and Operating Expenditures Title I 5,000  Indirect 7000-7439: Other Outgo Title I \$7,392  Indirect Cost 7000-7439: Other Outgo Title II \$557  Indirect Cost 7000-7439: Other Outgo Title IV \$586  Indirect Cost 7000-7439: Other Outgo Title V \$880	Con App Support 5800: Professional/Consulting Services and Operating Expenditures Title I \$5,000  Indirect 7000-7439: Other Outgo Title I \$6,033  Indirect Cost 7000-7439: Other Outgo Title II \$573  Indirect Cost 7000-7439: Other Outgo Title IV 0  7000-7439: Other Outgo Title V \$696

## Goal Analysis

A description of how funds budgeted for Actions/Services that were not implemented were used to support students, families, teachers, and staff.

The initial cost budgeted to maintain communication was less than anticipated and those funds were allocated towards our base funding to maintain current staffing.

A description of the successes and challenges in implementing the actions/services to achieve the goal.

A success was keeping the connection between our school and our students and their families during the global pandemic. A success was ensuring that our students were fed breakfast and lunch daily by delivering meals and educational resources to students' homes to meet their basic needs as well as their educational needs. We also implemented a communication platform to maintain and enhance communication with families during this time.

# Annual Update for the 2020–21 Learning Continuity and Attendance Plan

The following is the local educational agency's (LEA's) analysis of its 2020-21 Learning Continuity and Attendance Plan (Learning Continuity Plan).

## In-Person Instructional Offerings

### Actions Related to In-Person Instructional Offerings

Description	Total Budgeted Funds	Estimated Actual Expenditures	Contributing
Personal Protective Equipment Face coverings (masks and, where appropriate, face shields) to ensure that students, staff, and family entering schools sites and staff working in the community are minimizing the spread of respiratory droplets while on campus. Increased supplies of soap and hand sanitizer that is greater than 60% alcohol.	\$2,013.00		No
Health Materials Additional thermometers to screen student temperature and mitigate potential spread of COVID.	\$500.00		No
Disinfecting Materials Additional materials to support effective, routine disinfection of high-touch surfaces such as spray bottles, disinfectant, paper towels, gloves, goggles, and masks.	\$2,500.00		No
Visual Cues and Materials to Maximize Social Distancing: Visual cues will help to direct traffic flow, minimize interactions between families, and identify specific entry/exit points. Visuals will also reinforce face covering and hand washing protocols. Includes signage, posters, floor decals, and stanchions to direct traffic flow.	\$1,000.00		No
Ventilation and Air Conditioning (HVAC) filters:	\$2,500.00		No



Description	Total Budgeted Funds	Estimated Actual Expenditures	Contributing
Increase the frequency of HVAC filter replacement to 2-3 times per year as recommended rather than once a year as has been past practice. Purchase and installation of all air filters to MERV 13.			

A description of any substantive differences between the planned actions and/or budgeted expenditures for in-person instruction and what was implemented and/or expended on the actions.

## Analysis of In-Person Instructional Offerings

A description of the successes and challenges in implementing in-person instruction in the 2020-21 school year.

# Distance Learning Program

## Actions Related to the Distance Learning Program

Description	Total Budgeted Funds	Estimated Actual Expenditures	Contributing
Chromebooks (100 new)	\$20,000.00		Yes
WiFi Hotspots	\$15,000.00		Yes
iPads (10 new)	\$5,000.00		Yes
Distance Learning Supplies	\$5,000.00		Yes

A description of any substantive differences between the planned actions and/or budgeted expenditures for the distance learning program and what was implemented and/or expended on the actions.

--

## Analysis of the Distance Learning Program

A description of the successes and challenges in implementing each of the following elements of the distance learning program in the 2020-21 school year, as applicable: Continuity of Instruction, Access to Devices and Connectivity, Pupil Participation and Progress, Distance Learning Professional Development, Staff Roles and Responsibilities, and Support for Pupils with Unique Needs.

--

# Pupil Learning Loss

## Actions Related to the Pupil Learning Loss

Description	Total Budgeted Funds	Estimated Actual Expenditures	Contributing
Professional development for Faculty and Staff for distance learning	\$15,000.00		Yes

A description of any substantive differences between the planned actions and/or budgeted expenditures for addressing pupil learning loss and what was implemented and/or expended on the actions.

## Analysis of Pupil Learning Loss

A description of the successes and challenges in addressing Pupil Learning Loss in the 2020-21 school year and an analysis of the effectiveness of the efforts to address Pupil Learning Loss to date.

**Analysis of Mental Health and Social and Emotional Well-Being**

A description of the successes and challenges in monitoring and supporting mental health and social and emotional well-being in the 2020-21 school year.

**Analysis of Pupil and Family Engagement and Outreach**

A description of the successes and challenges in implementing pupil and family engagement and outreach in the 2020-21 school year.

**Analysis of School Nutrition**

A description of the successes and challenges in providing school nutrition in the 2020-21 school year.

## Additional Actions and Plan Requirements

### Additional Actions to Implement the Learning Continuity Plan

Section	Description	Total Budgeted Funds	Estimated Actual Expenditures	Contributing
School Nutrition	Meal preparation and delivery	\$5,000.00		Yes
Pupil Engagement and Outreach	Attendance education and incentives	\$5,000.00		Yes

A description of any substantive differences between the planned actions and budgeted expenditures for the additional plan requirements and what was implemented and expended on the actions.

### Overall Analysis

An explanation of how lessons learned from implementing in-person and distance learning programs in 2020-21 have informed the development of goals and actions in the 2021–24 LCAP.

An explanation of how pupil learning loss continues to be assessed and addressed in the 2021–24 LCAP, especially for pupils with unique needs.

A description of any substantive differences between the description of the actions or services identified as contributing towards meeting the increased or improved services requirement and the actions or services implemented to meet the increased or improved services requirement.

# Overall Analysis of the 2019-20 LCAP and the 2020-21 Learning Continuity and Attendance Plan

A description of how the analysis and reflection on student outcomes in the 2019-20 LCAP and 2020-21 Learning Continuity and Attendance Plan have informed the development of the 21-22 through 23-24 LCAP.

## Instructions: Introduction

The Annual Update Template for the 2019-20 Local Control and Accountability Plan (LCAP) and the Annual Update for the 2020–21 Learning Continuity and Attendance Plan must be completed as part of the development of the 2021-22 LCAP. In subsequent years, the Annual Update will be completed using the LCAP template and expenditure tables adopted by the State Board of Education.

*For additional questions or technical assistance related to the completion of the LCAP template, please contact the local COE, or the California Department of Education's (CDE's) Local Agency Systems Support Office by phone at 916-319-0809 or by email at [lcff@cde.ca.gov](mailto:lcff@cde.ca.gov).*

## Instructions: Annual Update for the 2019–20 Local Control and Accountability Plan Year

### Annual Update

The planned goals, state and/or local priorities, expected outcomes, actions/services, and budgeted expenditures must be copied verbatim from the approved 2019-20 Local Control and Accountability Plan (LCAP). Minor typographical errors may be corrected. Duplicate the Goal, Annual Measurable Outcomes, Actions / Services and Analysis tables as needed.

For each goal in 2019-20, identify and review the actual measurable outcomes as compared to the expected annual measurable outcomes identified in 2019-20 for the goal. If an actual measurable outcome is not available due to the impact of COVID-19 provide a brief explanation of why the actual measurable outcome is not available. If an alternative metric was used to measure progress towards the goal, specify the metric used and the actual measurable outcome for that metric.

Identify the planned Actions/Services, the budgeted expenditures to implement these actions toward achieving the described goal and the actual expenditures to implement the actions/services.

#### Goal Analysis

Using available state and local data and input from parents, students, teachers, and other stakeholders, respond to the prompts as instructed.

- If funds budgeted for Actions/Services that were not implemented were expended on other actions and services through the end of the school year, describe how the funds were used to support students, including low-income, English learner, or foster youth students, families, teachers and staff. This description may include a description of actions/services implemented to mitigate the impact of COVID-19 that were not part of the 2019-20 LCAP.

- Describe the overall successes and challenges in implementing the actions/services. As part of the description, specify which actions/services were not implemented due to the impact of COVID-19, as applicable. To the extent practicable, LEAs are encouraged to include a description of the overall effectiveness of the actions/services to achieve the goal.

## **Instructions: Annual Update for the 2020–21 Learning Continuity and Attendance Plan**

### **Annual Update**

The action descriptions and budgeted expenditures must be copied verbatim from the 2020-21 Learning Continuity and Attendance Plan. Minor typographical errors may be corrected.

### **Actions Related to In-Person Instructional Offerings**

- In the table, identify the planned actions and the budgeted expenditures to implement actions related to in-person instruction and the estimated actual expenditures to implement the actions. Add additional rows to the table as needed.
- Describe any substantive differences between the planned actions and/or budgeted expenditures for in-person instruction and what was implemented and/or expended on the actions, as applicable.
- Using available state and/or local data and feedback from stakeholders, including parents, students, teachers and staff, describe the successes and challenges experienced in implementing in-person instruction in the 2020-21 school year, as applicable. If in-person instruction was not provided to any students in 2020-21, please state as such.

### **Actions Related to the Distance Learning Program**

- In the table, identify the planned actions and the budgeted expenditures to implement actions related to the distance learning program and the estimated actual expenditures to implement the actions. Add additional rows to the table as needed.
- Describe any substantive differences between the planned actions and/or budgeted expenditures for the distance learning program and what was implemented and/or expended on the actions, as applicable.
- Using available state and/or local data and feedback from stakeholders, including parents, students, teachers and staff, describe the successes and challenges experienced in implementing distance learning in the 2020-21 school year in each of the following areas, as applicable:
  - Continuity of Instruction,
  - Access to Devices and Connectivity,



- Pupil Participation and Progress,
- Distance Learning Professional Development,
- Staff Roles and Responsibilities, and
- Supports for Pupils with Unique Needs, including English learners, pupils with exceptional needs served across the full continuum of placements, pupils in foster care, and pupils who are experiencing homelessness

To the extent practicable, LEAs are encouraged to include an analysis of the effectiveness of the distance learning program to date. If distance learning was not provided to any students in 2020-21, please state as such.

## **Actions Related to Pupil Learning Loss**

- In the table, identify the planned actions and the budgeted expenditures to implement actions related to addressing pupil learning loss and the estimated actual expenditures to implement the actions. Add additional rows to the table as needed.
- Describe any substantive differences between the planned actions and/or budgeted expenditures for addressing pupil learning loss and what was implemented and/or expended on the actions, as applicable.
- Using available state and/or local data and feedback from stakeholders, including parents, students, teachers and staff, describe the successes and challenges experienced in addressing Pupil Learning Loss in the 2020-21 school year, as applicable. To the extent practicable, include an analysis of the effectiveness of the efforts to address pupil learning loss, including for pupils who are English learners; low-income; foster youth; pupils with exceptional needs; and pupils who are experiencing homelessness, as applicable.

## **Analysis of Mental Health and Social and Emotional Well-Being**

- Using available state and/or local data and feedback from stakeholders, including parents, students, teachers and staff, describe the successes and challenges experienced in monitoring and supporting Mental Health and Social and Emotional Well-Being of both pupils and staff during the 2020-21 school year, as applicable.

## **Analysis of Pupil and Family Engagement and Outreach**

- Using available state and/or local data and feedback from stakeholders, including parents, students, teachers and staff, describe the successes and challenges related to pupil engagement and outreach during the 2020-21 school year, including implementing tiered reengagement strategies for pupils who were absent from distance learning and the efforts of the LEA in reaching out to pupils and their parents or guardians when pupils were not meeting compulsory education requirements or engaging in instruction, as applicable.

## **Analysis of School Nutrition**

- Using available state and/or local data and feedback from stakeholders, including parents, students, teachers and staff, describe the successes and challenges experienced in providing nutritionally adequate meals for all pupils during the 2020-21 school year, whether participating in in-person instruction or distance learning, as applicable.

## **Analysis of Additional Actions to Implement the Learning Continuity Plan**

- In the table, identify the section, the planned actions and the budgeted expenditures for the additional actions and the estimated actual expenditures to implement the actions, as applicable. Add additional rows to the table as needed.
- Describe any substantive differences between the planned actions and/or budgeted expenditures for the additional actions to implement the learning continuity plan and what was implemented and/or expended on the actions, as applicable.

## **Overall Analysis of the 2020-21 Learning Continuity and Attendance Plan**

The Overall Analysis prompts are to be responded to only once, following an analysis of the Learning Continuity and Attendance Plan.

- Provide an explanation of how the lessons learned from implementing in-person and distance learning programs in 2020-21 have informed the development of goals and actions in the 2021–24 LCAP.
  - As part of this analysis, LEAs are encouraged to consider how their ongoing response to the COVID-19 pandemic has informed the development of goals and actions in the 2021–24 LCAP, such as health and safety considerations, distance learning, monitoring and supporting mental health and social-emotional well-being and engaging pupils and families.
- Provide an explanation of how pupil learning loss continues to be assessed and addressed in the 2021–24 LCAP, especially for pupils with unique needs (including low income students, English learners, pupils with disabilities served across the full continuum of placements, pupils in foster care, and pupils who are experiencing homelessness).
- Describe any substantive differences between the actions and/or services identified as contributing towards meeting the increased or improved services requirement, pursuant to *California Code of Regulations*, Title 5 (5 CCR) Section 15496, and the actions and/or services that the LEA implemented to meet the increased or improved services requirement. If the LEA has provided a description of substantive differences to actions and/or services identified as contributing towards meeting the increased or improved services requirement within the In-Person Instruction, Distance Learning Program, Learning Loss, or Additional Actions sections of the Annual Update the LEA is not required to include those descriptions as part of this description.

## **Overall Analysis of the 2019-20 LCAP and the 2020-21 Learning Continuity and Attendance Plan**

The Overall Analysis prompt is to be responded to only once, following the analysis of both the 2019-20 LCAP and the 2020-21 Learning Continuity and Attendance Plan.

- Describe how the analysis and reflection related to student outcomes in the 2019-20 LCAP and 2020-21 Learning Continuity and Attendance Plan have informed the development of the 21-22 through 23-24 LCAP, as applicable.



## Annual Update for the 2019–20 Local Control and Accountability Plan Year Expenditure Summary

Total Expenditures by Funding Source		
Funding Source	2019-20 Annual Update Budgeted	2019-20 Annual Update Actual
All Funding Sources	263,728.00	195,412.00
Base	3,500.00	0.00
LCFF Supplemental and Concentration	137,279.00	82,462.00
Title I	82,512.00	83,183.00
Title II	9,557.00	9,763.00
Title IV	10,000.00	9,414.00
Title V	20,880.00	10,590.00

\* Totals based on expenditure amounts in goal and annual update sections.

Total Expenditures by Object Type		
Object Type	2019-20 Annual Update Budgeted	2019-20 Annual Update Actual
All Expenditure Types	263,728.00	195,412.00
1000-1999, 3000-3999: Certificated Salaries and Benefits	130,279.00	96,628.00
2000-3999: Classified Salaries and Benefits	52,406.00	47,202.00
4000-4999: Books And Supplies	100.00	100.00
5000-5999: Services and Other Operating Expenditures	12,500.00	1,200.00
5800: Professional/Consulting Services and Operating Expenditures	59,028.00	42,980.00
7000-7439: Other Outgo	9,415.00	7,302.00

\* Totals based on expenditure amounts in goal and annual update sections.

Total Expenditures by Object Type and Funding Source			
Object Type	Funding Source	2019-20 Annual Update Budgeted	2019-20 Annual Update Actual
All Expenditure Types	All Funding Sources	263,728.00	195,412.00
1000-1999, 3000-3999: Certificated Salaries and Benefits	LCFF Supplemental and Concentration	130,279.00	77,544.00
1000-1999, 3000-3999: Certificated Salaries and Benefits	Title II	0.00	9,190.00
1000-1999, 3000-3999: Certificated Salaries and Benefits	Title V	0.00	9,894.00
2000-3999: Classified Salaries and Benefits	Title I	32,406.00	47,202.00
2000-3999: Classified Salaries and Benefits	Title V	20,000.00	0.00
4000-4999: Books And Supplies	Title I	100.00	100.00
5000-5999: Services And Other Operating Expenditures	Base	3,500.00	0.00
5000-5999: Services and Other Operating Expenditures	LCFF Supplemental and Concentration	0.00	1,200.00
5000-5999: Services and Other Operating Expenditures	Title II	9,000.00	0.00
5800: Professional/Consulting Services and Operating Expenditures	LCFF Supplemental and Concentration	7,000.00	3,718.00
5800: Professional/Consulting Services and Operating Expenditures	Title I	42,614.00	29,848.00
5800: Professional/Consulting Services and Operating Expenditures	Title IV	9,414.00	9,414.00
7000-7439: Other Outgo	Title I	7,392.00	6,033.00
7000-7439: Other Outgo	Title II	557.00	573.00
7000-7439: Other Outgo	Title IV	586.00	0.00
7000-7439: Other Outgo	Title V	880.00	696.00

\* Totals based on expenditure amounts in goal and annual update sections.

Total Expenditures by Goal		
Goal	2019-20 Annual Update Budgeted	2019-20 Annual Update Actual
Goal 1	177,613.00	85,182.00
Goal 2	68,100.00	96,628.00
Goal 3	18,015.00	13,602.00

\* Totals based on expenditure amounts in goal and annual update sections.

# Annual Update for the 2020–21 Learning Continuity and Attendance Plan Expenditure Summary

Total Expenditures by Offering/Program		
Offering/Program	2020-21 Budgeted	2020-21 Actual
In-Person Instructional Offerings	\$8,513.00	
Distance Learning Program	\$45,000.00	
Pupil Learning Loss	\$15,000.00	
Additional Actions and Plan Requirements	\$10,000.00	
All Expenditures in Learning Continuity and Attendance Plan	\$78,513.00	

Expenditures by Offering/Program (Not Contributing to Increased/Improved requirement)		
Offering/Program	2020-21 Budgeted	2020-21 Actual
In-Person Instructional Offerings	\$8,513.00	
Distance Learning Program		
Pupil Learning Loss		
Additional Actions and Plan Requirements		
All Expenditures in Learning Continuity and Attendance Plan	\$8,513.00	

Expenditures by Offering/Program (Contributing to Increased/Improved requirement)		
Offering/Program	2020-21 Budgeted	2020-21 Actual
In-Person Instructional Offerings		
Distance Learning Program	\$45,000.00	
Pupil Learning Loss	\$15,000.00	
Additional Actions and Plan Requirements	\$10,000.00	
All Expenditures in Learning Continuity and Attendance Plan	\$70,000.00	





## Local Control Accountability Plan

The instructions for completing the Local Control and Accountability Plan (LCAP) follow the template.

Local Educational Agency (LEA) Name	Contact Name and Title	Email and Phone
Golden Feather Union Elementary School District	Josh Peete Superintendent	jpeete@gfusd.org (530) 533-3467

## Plan Summary [2021-22]

### General Information

A description of the LEA, its schools, and its students.

Golden Feather Union Elementary School District (formed July 1, 1962 by Big Bar, Cherokee, Concow, and Messilla Valley) is a unique entity nestled in the foothills of rural Butte County. The district is comprised of three campuses and a pool facility. Concow Elementary School (Transitional Kindergarten through Eighth Grade) has been occupying the Spring Valley campus since the Camp Fire in 2018. The district owns and maintains the Concow School campus, Spring Valley campus, Golden Feather Community Day School, and the Golden Feather Pool.

Golden Feather students experience a unique, well-rounded education. Concow School boasts an active Student Council and Parents' Club which spearheads an ambitious program of events. In addition, a Spring and Fall water safety program is offered students at the district-owned swimming pool located on Concow Road. The LEA has 5 classroom teachers with two grade-level splits and 2 specialist teachers (special education and physical education). The district has approximately 75 students that are disbursed among the following split classrooms: TK/K, 1/2, 3/4, 5/6, and 7/8. GFUESD also operates a special education resource program, full-day intervention, and a physical education / health program. Golden Feather UESD has a better than one-to-one student to device ratio with the ability to access our updated curriculum for all subjects.

## Reflections: Successes

A description of successes and/or progress based on a review of the California School Dashboard (Dashboard) and local data.

During the course of this three year plan, 2017-2020, Golden Feather Union Elementary School was affected by school closures due to flood evacuations, a fire that devastated our community, and a global pandemic which added to the trauma that our students, families, faculty and staff experienced. These adversities exacerbated the learning loss seen in our students indicated on the dashboard and local assessments. The overarching success is the fact that we are still open and providing for the children of our community and surprisingly our student population growing.

## Reflections: Identified Need

A description of any areas that need significant improvement based on a review of Dashboard and local data, including any areas of low performance and significant performance gaps among student groups on Dashboard indicators, and any steps taken to address those areas.

Concow Elementary School was identified for Comprehensive Support and Improvement for Chronic Absenteeism and Suspension according to the California Dashboard. Academic Achievement is also an area of focus based on state data for the CAASPP. This plan is designed to address all targeted areas to increase student achievement. When reviewing our dashboard and local data we have a chronic absenteeism rate of 68.5%, which illustrates that over half of our students have missed ten or more days of school showing that they are not engaged in our program. Consequently, only 51% of our students met or exceeded standards in ELA and only 39.73% in Math. With focused professional development to increase the capacity of all faculty, in addition to implementing intervention and acceleration courses, we expect to maximize student outcomes.

## LCAP Highlights

A brief overview of the LCAP, including any key features that should be emphasized.

The key features of this LCAP include:

Goal 1: Golden Feather Elementary will implement a Multi-Tiered System of Support, (MTSS), utilizing multiple forms of data to identify the academic, social-emotional, and/or behavioral needs of our students. A needs assessment will inform instructional decisions and improve academic outcomes for all student groups. Systems will be put in place to establish the collection of data, disaggregation and analysis to determine inequities and measure program effectiveness. Activities and strategies are designed to improve student achievement and outcomes based on comprehensive analysis. All students will receive instruction, aligned to California state content standards and curriculum frameworks, as well as any necessary intervention, accommodations, and assistance to meet graduation, college, and career requirements. All students, including unduplicated student groups, have access to and receive instruction in a broad course of study, including all of the subject areas.

Goal 2: Golden Feather Elementary has developed this goal for educators to improve the quality and delivery of instruction and increase and enhance academic rigor to improve student outcomes. Ongoing robust professional development will include Universal Design for Learning, classroom management and engagement strategies, as well as content and curriculum specific training.

Goal 3: Golden Feather Elementary School District will ensure all students, staff and community have access to a safe and caring environment with clean, well maintained facilities and a highly qualified staff. GFUESD provides training and opportunities for parents and families to learn about LEA and school plans, programs, and activities. GFUESD includes parents, students, and families in developing LEA and school site strategies to improve academic achievement and the social, emotional, and physical well-being of all students.

## Comprehensive Support and Improvement

An LEA with a school or schools eligible for comprehensive support and improvement must respond to the following prompts.

### Schools Identified

A list of the schools in the LEA that are eligible for comprehensive support and improvement.

Concow Elementary School

### Support for Identified Schools

A description of how the LEA has or will support its eligible schools in developing comprehensive support and improvement plans.

Golden Feather Union Elementary School District supported Concow Elementary School by an gathering extensive stakeholder input through the following ways:

The overall process for stakeholder engagement included many outreach opportunities. Specifically, these efforts included different strategies for each stakeholder group:

1. Pupils: Golden Feather Planning Committee, text, google forms, Facebook, audio surveys
2. Families: Golden Feather Reopening Committee, text, google forms, Facebook, audio surveys, individual phone calls
3. Educators: Golden Feather Reopening Committee, text, google forms, Facebook, audio surveys, individual phone calls
4. Stakeholders without access to internet: Golden Feather Reopening Committee, audio surveys, individual phone calls
5. Stakeholders who speak languages other than English: The district does not have second language learner families.

The Golden Feather UESD promoted stakeholder engagement through remote participation in the public hearing and local governing board meetings in the following ways:

Holding public meetings via teleconferencing

Making public meeting accessible telephonically/otherwise electronically to all members of public seeking to observe and address out local

legislative body, as consistent with Executive Order N-29-20 (<https://www.gov.ca.gov/wp-content/uploads/2020/03/3.17.20-N-29-20-EO.pdf>), published on March 18, 2020.

Once input was solicited and gathered, the Golden Feather planning committee analyzed data for inequities. The following inequities were apparent:

Lack of access to instruction which resulted in significant learning loss as indicated by prior State testing as well as current diagnostic assessments due to the impact from the National Disaster Wildfire the Camp Fire which decimated our community. In addition to the Camp Fire, our students have also experienced school closures due to flood, Covid 19, and most recently power outages and evacuation warnings. We also have a significant number of students who are currently homeless and have been for the last two years due to the Camp Fire. Many of our students live in remote areas which have been affected by Covid transportation restrictions as well as lack access to WIFI and technology. To mitigate the above inequities the following actions have been established:

Transportation: When Covid restrictions are lifted, we will provide transportation meanwhile families are providing ride share opportunities that have facilitated by teachers.

WIFI and Access to Technology: The LEA has offered hotspots from 3 different providers for families to use, we purchased 100 chromebooks and 20 staff laptops

During School Closures: Offering low tech distance learning option to keep students engaged

Homeless students are being supported by Butte County Homeless Liaison who provides services and resources. School has provided meal deliveries once a week for a week's worth of food and provides full day classes as well as an after school program. Students are also provided three meals a day at school, breakfast, lunch and a supper for all students.

To increase student growth and learning, intervention programs were purchased and used in our classrooms. We are also employing a part time intervention teacher to provide strategic intervention. A teacher position was also added to reduce grade level splits and reduce class sizes in order to provide full day instruction during Covid 19 restrictions. New curriculum has been purchased in Science, ELA, and piloted Math to provide high quality instruction across all grade levels.

## **Monitoring and Evaluating Effectiveness**

A description of how the LEA will monitor and evaluate the plan to support student and school improvement.

Golden Feather will monitor and evaluate initiatives by looking at data in the form of student attendance, student growth and achievement via diagnostic testing such as I-Ready as well as curriculum embedded assessments, monitoring student access to technology and WIFI to ensure that all students have access individual . In addition individual contact with families will provide real time information with regards to success of initiatives. To build capacity within our faculty abd staff, we will be providing professional development for implementation of the new curriculums, as well as high quality engaging strategies, and student centered coaching for all faculty and staff. All data will be shared with all stakeholder groups with continuous updates throughout the year. Decisions will be made to adjust PDSA cycles, that will ultimately support students and result in school improvement.

# Stakeholder Engagement

A summary of the stakeholder process and how the stakeholder engagement was considered before finalizing the LCAP.

Concow Elementary School has implemented multiple strategies for students, families, community members, classified and certificated staff as well as the governing board to provide input in developing the LCP, LCAP, and this SPSA. Even in the midst of the global Pandemic and school closures due to COVID 19, Concow Elementary has made robust efforts to solicit input from all stakeholder groups. Here are the dates that various stakeholders have met either in person, or via zoom beginning with reopening committee meetings and continuing over the course of the academic year 2020-2021:

- 6/16/20- Reopening Committee Meetings
- 6/23/20- Reopening Committee Meetings
- 6/30/20- Reopening Committee Meetings
- 7/07/20- Governing Board Meeting
- 7/14/20- Certificated, Classified, County Specialist stakeholder meeting
- 8/10/20- Certificated Meeting
- 8/19/20- Governing Board Meeting
- 8/20/20- Faculty and Staff Meeting
- 9/1/20- Certificated, Classified, County Specialist stakeholder meeting
- 9/8/20- Certificated Meeting
- 9/23/20- Governing Board Meeting
- 9/30/20- Governing Board Meeting
- 10/10/20- Certificated Meeting
- 10/16/20- Governing Board Meeting
- 10/21/20- Governing Board Meeting
- 11/04/20- Governing Board Meeting
- 12/01/20- Certificated Meeting
- 12/02/20- Governing Board Meeting
- 12/16/20- Governing Board Meeting
- 1/12/21- Certificated Meeting
- 1/19/21- Certificated Meeting
- 1/20/21- Parent Advisory Council
- 1/20/21- Governing Board Meeting
- 1/27/21- Governing Board Meeting
- 2/02/21- Certificated Meeting
- 2/09/21- Certificated Meeting
- 2/10/21- Governing Board Meeting
- 2/24/21- Governing Board Meeting
- 2/25/21- Student Council

3/05/21- Student Council  
3/09/21- Certificated Meeting  
3/16/21- Certificated Meeting  
3/17/21- Parent Advisory Council  
3/17/21- Governing Board Meeting  
4/02/21- Student Council  
4/13/21- Certificated Meeting  
4/20/21- Certificated Meeting  
4/21/21- Parent Advisory Council  
4/21/21- Governing Board Meeting  
5/04/21- Certificated Meeting  
5/07/21- Student Council  
5/11/21- Certificated Meeting  
5/19/21- Governing Board Meeting  
6/16/21- Governing Board Meeting

To ensure equity of voice for all stakeholders, administrator will provide necessary access to all stakeholders to all public meetings and hearings via different platforms as well translations upon request.

#### A summary of the feedback provided by specific stakeholder groups.

Stakeholders provided valuable feedback to the district as seen below:

##### Advisory Committees and Students:

- Ensure grade-level splits do not exceed 2 grade-levels
- Improve school-to-home communication
- Increase supervision of students
- Provide tutoring opportunities

##### Bargaining Units, Admin, and SELPA:

- Full-day intervention and intervention curriculum
- Para-educators needed in all grade-levels
- Provide new teachers with induction
- Provide professional development

A description of the aspects of the LCAP that were influenced by specific stakeholder input.

All aspects of this LCAP were influenced by stakeholder input. The district held many meetings, even during the COVID-19 pandemic to ensure all stakeholders had an opportunity to provide feedback.



# Goals and Actions

## Goal

Goal #	Description
1	Golden Feather Elementary will implement a Multi-Tiered System of Support, (MTSS), utilizing multiple forms of data to identify the academic, social-emotional, and/or behavioral needs of our students. A needs assessment will inform instructional decisions and improve academic outcomes for all student groups. Systems will be put in place to establish the collection of data, disaggregation and analysis to determine inequities and measure program effectiveness. Activities and strategies are designed to improve student achievement and outcomes based on comprehensive analysis. All students will receive instruction, aligned to California state content standards and curriculum frameworks, as well as any necessary intervention, accommodations, and assistance to meet graduation, college, and career requirements. All students, including unduplicated student groups, have access to and receive instruction in a broad course of study, including all of the subject areas.

An explanation of why the LEA has developed this goal.

Golden Feather Elementary School District has developed this goal to improve all student outcomes. Multiple forms of state and local data will be used to measure student progress throughout the year in ELA and Math to inform instruction, identify need for academic support which is provided by certificated staff and paraeducators. All student achievement data by grade level and student group(s), will be shared with all stakeholders to target support, develop action plans, and monitor schoolwide initiatives and identify students who need more intensive individualized support.

## Measuring and Reporting Results

Metric	Baseline	Year 1 Outcome	Year 2 Outcome	Year 3 Outcome	Desired Outcome for 2023–24
CAASPP ELA	51.1 % met or exceeded standard				70% meet or exceed standard
CAASPP Math	39.73% met or exceeded standard				70% meet or exceed standard
Attendance Rates	92.3%				96%
Chronic Absenteeism	68.5%				10%
Suspension Rate (2018-2019)	22.4%				3%

Metric	Baseline	Year 1 Outcome	Year 2 Outcome	Year 3 Outcome	Desired Outcome for 2023–24
Expulsion Rate	0%				0%
iReady ELA (Local Benchmark Data)	34% early, mid or above grade level				70% early, mid, or above grade level
iReady Math (Local Benchmark Data)	24% early, mid, or above grade level				70% early, mid, or above grade level
Providing a broad course of study to all students	100% students are enrolled in a broad course of study				100 % of students are enrolled in a broad course of study

## Actions

Action #	Title	Description	Total Funds	Contributing
1	Hire and Maintain Credentialed Teachers	Hire and/or maintain credentialed teachers to provide broad course of study including intervention teachers	\$144,481.00	Yes
2	Paraeducators	to provide targeted support to students struggling in math and/or reading as identified by multiple measures	\$66,820.00	Yes
3	Provide After School Tutoring	Provide after school tutoring to accelerate learning for unduplicated pupils as well as all students.	\$5,000.00	Yes
4	Purchase Intervention Program	Intervention Program for unduplicated students as well as all.	\$15,000.00	Yes

## Goal Analysis [2021-22]

An analysis of how this goal was carried out in the previous year.

A description of any substantive differences in planned actions and actual implementation of these actions.

Analysis of the 2021-22 goals will occur during the 2022-23 update cycle.

An explanation of material differences between Budgeted Expenditures and Estimated Actual Expenditures.

Analysis of the 2021-22 goals will occur during the 2022-23 update cycle.

An explanation of how effective the specific actions were in making progress toward the goal.

Analysis of the 2021-22 goals will occur during the 2022-23 update cycle.

A description of any changes made to the planned goal, metrics, desired outcomes, or actions for the coming year that resulted from reflections on prior practice.

Analysis of the 2021-22 goals will occur during the 2022-23 update cycle.

**A report of the Estimated Actual Expenditures for last year's actions may be found in the Annual Update Expenditures Table.**

# Goals and Actions

## Goal

Goal #	Description
2	Design and implement a comprehensive, coherently focused, schoolwide professional development plan that supports all faculty and staff to improve the quality and delivery of a rigorous instructional program. This program will include differentiation and evidence-based strategies to address the needs of diverse learners and engages all students in order to maximize student growth and achievement.

An explanation of why the LEA has developed this goal.

Golden Feather Elementary has developed this goal for educators to improve the quality and delivery of instruction and increase and enhance academic rigor to improve student outcomes. Ongoing robust professional development will include Universal Design for Learning, classroom management and engagement strategies, as well as content and curriculum specific training.

## Measuring and Reporting Results

Metric	Baseline	Year 1 Outcome	Year 2 Outcome	Year 3 Outcome	Desired Outcome for 2023–24
Faculty and Staff Attendance of all PD	85%				100%
Faculty and Staff Survey of Effectiveness of PD	(Results of year end survey)				All faculty and staff scoring a 3 or above.
Total Hours Spent on Student Centered Coaching	0				100 hours of coaching

## Actions

Action #	Title	Description	Total Funds	Contributing
1	Professional Development	Professional development to all faculty and staff provided by BCOE Coordinated District Support Team surrounding Universal Design for Learning to maximize student achievement and provide differentiation to meet needs of diverse learners. In addition to individualized	\$77,000.00	No

Action #	Title	Description	Total Funds	Contributing
		Student-Centered Coaching to all certificated teachers over the course of the year.		
2	Provide Support for New Teachers	Pay for teacher induction program for new teachers to learn skills and strategies to meet the needs of unduplicated students.	\$10,800.00	Yes
3	Professional Development Beyond Contractual Day	Provide stipends and/or extra duty pay for additional hours for professional development surrounding universal design for learning, research based best practices, and meeting the needs of unduplicated pupils for all faculty and staff. Including professional development surrounding student data and response to intervention and acceleration.	\$30,292.00	No

## Goal Analysis [2021-22]

An analysis of how this goal was carried out in the previous year.

A description of any substantive differences in planned actions and actual implementation of these actions.

Analysis of the 2021-22 goals will occur during the 2022-23 update cycle.

An explanation of material differences between Budgeted Expenditures and Estimated Actual Expenditures.

Analysis of the 2021-22 goals will occur during the 2022-23 update cycle.

An explanation of how effective the specific actions were in making progress toward the goal.

Analysis of the 2021-22 goals will occur during the 2022-23 update cycle.

A description of any changes made to the planned goal, metrics, desired outcomes, or actions for the coming year that resulted from reflections on prior practice.

Analysis of the 2021-22 goals will occur during the 2022-23 update cycle.

**A report of the Estimated Actual Expenditures for last year's actions may be found in the Annual Update Expenditures Table.**

# Goals and Actions

## Goal

Goal #	Description
3	Golden Feather Elementary School District will ensure all students, staff and community have access to a safe and caring environment with clean, well maintained facilities and a highly qualified staff. GFUESD provides training and opportunities for parents and families to learn about LEA and school plans, programs, and activities. GFUESD includes parents, students, and families in developing LEA and school site strategies to improve academic achievement and the social, emotional, and physical well-being of all students.

An explanation of why the LEA has developed this goal.

This goal was developed to ensure that all stakeholders feel safe and comfortable while meeting the mission and vision of the district.

## Measuring and Reporting Results

Metric	Baseline	Year 1 Outcome	Year 2 Outcome	Year 3 Outcome	Desired Outcome for 2023–24
FIT Report Scoring	Good Repair				Maintain Good Repair Ranking
Curriculum Adoption in All Subjects	6 out of 9 grade levels have newly adopted curriculums across all subject areas				9 grade levels have newly adopted curriculums across all subject areas
100% of Teachers are Fully Credentialed	100%				100%
LEA Generated Survey	94.8% students feel safe at school				97% students feel safe at school
LEA Generated Survey	____% parents feel their children are safe at school				97% of parents feel their children are safe at school
LEA Generated Survey	____% staff feel safe at school				100% staff feel safe at school

Metric	Baseline	Year 1 Outcome	Year 2 Outcome	Year 3 Outcome	Desired Outcome for 2023–24
Parent Attendance at Parent Advisory Meetings	13% parent participation				20% parent participation
Parent Participation in Surveys	41% of parents participated				60% parents participation

## Actions

Action #	Title	Description	Total Funds	Contributing
<b>1</b>	Maintain communication to families and stakeholders	phone calls, auto dialer, text messages, emails, school website, Aeries Portal, surveys, school marquee, and appropriate social media	\$2,220.00	Yes
<b>2</b>	Provide and maintain activities that connect families and community members to school	Parent's Club meetings and activities, Site Council/Parent Advisory Committee, Back to School Night, Talent Show, Christmas Program, Open House, Fall Fest, Spring Fling, volunteer opportunities, and field trips,	\$2,000.00	Yes
<b>3</b>	Campus Supervision	Hire and maintain a campus supervisor to provide a safe and well monitored campus	\$22,805.00	Yes
<b>4</b>	Provide Kinder Care	Contract with BCOE to provide enrichment opportunities beyond the kinder academic school day	\$10,000.00	Yes
<b>5</b>	Nursing Services	Provide Nursing Services for students for unduplicated students as well as all students	\$5,000.00	Yes
<b>6</b>	Provide Meals for Students	Pay for cafeteria encroachment for meals for unduplicated students as well as all students	\$42,000.00	Yes

Action #	Title	Description	Total Funds	Contributing
7	Indirect Costs	Costs associated with providing administrative services to ensure compliance for federal funding and support indirect costs	\$6,161.00	No

## Goal Analysis [2021-22]

An analysis of how this goal was carried out in the previous year.

A description of any substantive differences in planned actions and actual implementation of these actions.

Analysis of the 2021-22 goals will occur during the 2022-23 update cycle.

An explanation of material differences between Budgeted Expenditures and Estimated Actual Expenditures.

Analysis of the 2021-22 goals will occur during the 2022-23 update cycle.

An explanation of how effective the specific actions were in making progress toward the goal.

Analysis of the 2021-22 goals will occur during the 2022-23 update cycle.

A description of any changes made to the planned goal, metrics, desired outcomes, or actions for the coming year that resulted from reflections on prior practice.

Analysis of the 2021-22 goals will occur during the 2022-23 update cycle.

**A report of the Estimated Actual Expenditures for last year's actions may be found in the Annual Update Expenditures Table.**



## Increased or Improved Services for Foster Youth, English Learners, and Low-Income Students [2021-22]

Percentage to Increase or Improve Services	Increased Apportionment based on the Enrollment of Foster Youth, English Learners, and Low-Income students
32.55%	\$183,678.00

**The Budgeted Expenditures for Actions identified as Contributing may be found in the Increased or Improved Services Expenditures Table.**

### Required Descriptions

For each action being provided to an entire school, or across the entire school district or county office of education (COE), an explanation of (1) how the needs of foster youth, English learners, and low-income students were considered first, and (2) how these actions are effective in meeting the goals for these students.

The actions and expenditures of funds marked as contributing to increased or improved services were developed focusing on the needs, conditions, or circumstances of our unduplicated population with further consideration of the actions design, content, method, and/or location that best meets the identified need. All actions were developed using a careful analysis of data and input from our stakeholders. These contributing actions are principally directed toward our unduplicated student population to help Golden Feather Unified Elementary School District be effective in meeting the LCAP goals and the identified needs of the unduplicated student groups. Many of these actions and services are being performed on a schoolwide or districtwide basis in order to increase their overall efficiency and effectiveness but were created to improve or increase services for foster youth English learners, and low income students.

- 1.1 By maintaining credentialed teachers to provide a broad course of study and intervention programs, we are engaging students and meeting their academic needs.
- 1.2 By providing paraeducators to support struggling students we expect our unduplicated students to make significant growth as well as all students.
- 1.3 By providing after school tutoring for our unduplicated students, we will provide services beyond our normal school day and expect to see increased in academic achievement.
1. 4 We will purchase an intervention program to assist struggling readers which our unduplicated students are.
- 2.2 By supporting new teachers with professional development through teacher induction, we plan on giving new teachers the necessary skills to address the needs of our unduplicated pupils.
- 3.1 and 3.2- By providing opportunities for parents to contact with the school staff and program, we will see the gains in students achievement. The correlation between parent involvement and student success is research based and the basis for the development of this action.

3.3 A campus supervisor will help to facilitate smooth transitions between classes as well the lunch period and after school. This campus supervisor will be able to make connections with struggling students and observe students in unstructured times helping to provide faculty, staff and the counselor with anecdotal information about students and their behavior.

3.,3.5,3.6 By providing for unduplicated students' basic needs like food, shelter, and nursing services, we expect that students will be able to attend to their academics because they are not hungry and they have a safe, inviting, and engaging environment in the Kinder Care program.

The Research used to justify these goals and actions are as follows:

Goal 1.1 Class Size Reduction:

"Small Classes in the Early Grades, Academic Achievement, and Graduating From High School. Journal of Educational Psychology. "For all students combined, 4 years of a small class in K–3 were associated with a significant increase in the likelihood of graduating from high school; the odds of graduating after having attended small classes for 4 years were increased by about 80.0%. Furthermore, the impact of attending a small class was especially noteworthy for students from low-income homes. Three years or more of small classes affected the graduation rates of low-SES students, increasing the odds of graduating by about 67.0% for 3 years and more than doubling the odds for 4 years." Finn, J. D., et. al. (2005).

Goal 1.2 Paraprofessional Support for struggling students:

We find evidence that TAs (paraprofessionals) have positive effects on student test scores in reading and math, with the largest, consistent, and most robust effects in reading. As we illustrated above, the effects of TAs in that subject are sufficiently large to show that hiring TAs can be a cost-effective way to improve test scores in reading. " (Hemelt, Ladd, Clifton, 2021)

Goal 1.3 Providing After School Tutoring:

"Tutoring, as a supplement to classroom teaching, is generally considered the most powerful form of instruction for increasing underachieving students' reading achievement". (Burns, Senesac, & Symington,2004).

Goal 1.4: Intervention Program:

"RTI is the practice of providing quality instruction and intervention and using student learning in response to that instruction to make instructional and important educational decisions to maximize student achievement." (Batsche et al., 2005).

Goal 2.2 PD and New Teacher Support:

"Professional development for teachers is a key mechanism for improving classroom instruction and student achievement".(Ball & Cohen, 1999; Cohen & Hill, 2000; Corcoran, Shields, & Zucker, 1998; Darling-Hammond & McLaughlin, 1995; Elmore, 1997; Little, 1993; National Commission on Teaching and America's Future, 1996).

Goal 3.1 and 3.2 Parental Involvement and Outreach:

"The Harvard Family Research Project concluded that parental involvement is associated with higher student achievement. They found that student success was higher in a variety of areas including standardized test scores, grades and teacher ratings. Students are also more likely to enroll in higher-level programs, pass their classes, attend school regularly, have better social skills and move onto post-secondary education." (Harvard, 210)

### Goal 3.3 Campus Supervisor:

"The goal of student supervision is a safe school environment. Proactive student supervision ensures the safety of students in areas and activities that take place on the way to and from school, during playground activities, in hallways and restrooms, and at recess, and, when incidents happen, it helps minimize negative outcomes." (ASCIP, 2014)

### 3.3, 3.5, 3.6- Providing Basic Needs and Kinder Care:

"Evidence-based, effectively coordinated, and strategically planned school health programs and services are also necessary for closing the academic achievement gap." (Basch, 2011 as cited in CDC) Basic needs not being met, such as chronic hunger, can impact the development of a child physically and cognitively with lifelong consequences (Cook & Jeng, 2009). "Learning falls in a higher level of the hierarchy and the foundation or lower levels of the hierarchy (i.e. basic needs) need to be fulfilled before the higher levels can be achieved." (Prince & Howard, 2002) "If needs are not met, the student cannot be ready to learn because their efforts and attention are focused on survival and meeting the lower level needs." (Burlison & Thoron, 2014; Dryfoos, 2002)

A description of how services for foster youth, English learners, and low-income students are being increased or improved by the percentage required.

By providing for the basic needs of our unduplicated students, making them feel safe with additional campus supervision, providing intervention programs, supplemental curriculum and materials, providing additional tutoring, maintaining small class sizes allowing for more one to one interaction and support, we expect the achievement gap seen in our unduplicated pupils to lessen and student outcomes improve. In addition, we are providing our faculty and staff with professional development designed to address the barriers to learning often experienced by our unduplicated students which will improve student achievement. This is how we are improving or increasing our services by more than 32.5% for our foster youth and low income students by allocating \$185,154 towards these actions principally directed at our foster youth and low income students.

## Total Expenditures Table

LCFF Funds	Other State Funds	Local Funds	Federal Funds	Total Funds
\$185,154.00	\$177,547.00		\$76,878.00	\$439,579.00

Totals:	Total Personnel	Total Non-personnel
Totals:	\$317,267.00	\$122,312.00

Goal	Action #	Student Group(s)	Title	LCFF Funds	Other State Funds	Local Funds	Federal Funds	Total Funds
1	1	English Learners Foster Youth Low Income	Hire and Maintain Credentialed Teachers	\$33,726.00	\$70,255.00		\$40,500.00	\$144,481.00
1	2	English Learners Foster Youth Low Income	Paraeducators	\$36,603.00			\$30,217.00	\$66,820.00
1	3	English Learners Foster Youth Low Income	Provide After School Tutoring	\$5,000.00				\$5,000.00
1	4	English Learners Foster Youth Low Income	Purchase Intervention Program	\$15,000.00				\$15,000.00
2	1	All Students with Disabilities	Professional Development		\$77,000.00			\$77,000.00
2	2	English Learners Foster Youth Low Income	Provide Support for New Teachers	\$10,800.00				\$10,800.00
2	3	All	Professional Development Beyond Contractual Day		\$30,292.00			\$30,292.00
3	1	English Learners Foster Youth Low Income	Maintain communication to families and stakeholders	\$2,220.00				\$2,220.00

Goal	Action #	Student Group(s)	Title	LCFF Funds	Other State Funds	Local Funds	Federal Funds	Total Funds
3	2	English Learners Foster Youth Low Income	Provide and maintain activities that connect families and community members to school	\$2,000.00				\$2,000.00
3	3	English Learners Foster Youth Low Income	Campus Supervision	\$22,805.00				\$22,805.00
3	4	English Learners	Provide Kinder Care	\$10,000.00				\$10,000.00
3	5	English Learners Foster Youth Low Income	Nursing Services	\$5,000.00				\$5,000.00
3	6	English Learners Foster Youth Low Income	Provide Meals for Students	\$42,000.00				\$42,000.00
3	7	All	Indirect Costs				\$6,161.00	\$6,161.00

## Contributing Expenditures Tables

Totals by Type	Total LCFF Funds	Total Funds
<b>Total:</b>	\$185,154.00	\$326,126.00
<b>LEA-wide Total:</b>	\$185,154.00	\$326,126.00
<b>Limited Total:</b>	\$0.00	\$0.00
<b>Schoolwide Total:</b>	\$183,154.00	\$324,126.00

Goal	Action #	Action Title	Scope	Unduplicated Student Group(s)	Location	LCFF Funds	Total Funds
1	1	Hire and Maintain Credentialed Teachers	LEA-wide Schoolwide	English Learners Foster Youth Low Income		\$33,726.00	\$144,481.00
1	2	Paraeducators	LEA-wide Schoolwide	English Learners Foster Youth Low Income	All Schools	\$36,603.00	\$66,820.00
1	3	Provide After School Tutoring	LEA-wide Schoolwide	English Learners Foster Youth Low Income	All Schools	\$5,000.00	\$5,000.00
1	4	Purchase Intervention Program	LEA-wide Schoolwide	English Learners Foster Youth Low Income	All Schools	\$15,000.00	\$15,000.00
2	2	Provide Support for New Teachers	LEA-wide Schoolwide	English Learners Foster Youth Low Income	All Schools	\$10,800.00	\$10,800.00
3	1	Maintain communication to families and stakeholders	LEA-wide Schoolwide	English Learners Foster Youth Low Income	All Schools	\$2,220.00	\$2,220.00
3	2	Provide and maintain activities that connect families and community members to school	LEA-wide	English Learners Foster Youth Low Income	All Schools	\$2,000.00	\$2,000.00

Goal	Action #	Action Title	Scope	Unduplicated Student Group(s)	Location	LCFF Funds	Total Funds
3	3	Campus Supervision	LEA-wide Schoolwide	English Learners Foster Youth Low Income	All Schools	\$22,805.00	\$22,805.00
3	4	Provide Kinder Care	LEA-wide Schoolwide	English Learners	All Schools	\$10,000.00	\$10,000.00
3	5	Nursing Services	LEA-wide Schoolwide	English Learners Foster Youth Low Income	All Schools	\$5,000.00	\$5,000.00
3	6	Provide Meals for Students	LEA-wide Schoolwide	English Learners Foster Youth Low Income	All Schools	\$42,000.00	\$42,000.00

Annual Update Table Year 1 [2021-22]

Annual update of the 2021-22 goals will occur during the 2022-23 update cycle.

Last Year's Goal #	Last Year's Action #	Prior Action/Service Title	Contributed to Increased or Improved Services?	Last Year's Total Planned Expenditures	Total Estimated Actual Expenditures
			Totals:	Planned Expenditure Total	Estimated Actual Total
			Totals:		



# Instructions

[Plan Summary](#)

[Stakeholder Engagement](#)

[Goals and Actions](#)

[Increased or Improved Services for Foster Youth, English Learners, and Low-Income Students](#)

*For additional questions or technical assistance related to the completion of the LCAP template, please contact the local COE, or the California Department of Education's (CDE's) Local Agency Systems Support Office by phone at 916-319-0809 or by email at [lcff@cde.ca.gov](mailto:lcff@cde.ca.gov).*

## Introduction and Instructions

The Local Control Funding Formula (LCFF) requires LEAs to engage their local stakeholders in an annual planning process to evaluate their progress within eight state priority areas encompassing all statutory metrics (COEs have ten state priorities). LEAs document the results of this planning process in the Local Control and Accountability Plan (LCAP) using the template adopted by the State Board of Education.

The LCAP development process serves three distinct, but related functions:

- **Comprehensive Strategic Planning:** The process of developing and annually updating the LCAP supports comprehensive strategic planning (California *Education Code* [EC] 52064(e)(1)). Strategic planning that is comprehensive connects budgetary decisions to teaching and learning performance data. Local educational agencies (LEAs) should continually evaluate the hard choices they make about the use of limited resources to meet student and community needs to ensure opportunities and outcomes are improved for all students.
- **Meaningful Stakeholder Engagement:** The LCAP development process should result in an LCAP that reflects decisions made through meaningful stakeholder engagement (EC 52064(e)(1)). Local stakeholders possess valuable perspectives and insights about an LEA's programs and services. Effective strategic planning will incorporate these perspectives and insights in order to identify potential goals and actions to be included in the LCAP.
- **Accountability and Compliance:** The LCAP serves an important accountability function because aspects of the LCAP template require LEAs to show that they have complied with various requirements specified in the LCFF statutes and regulations, most notably:
  - Demonstrating that LEAs are increasing or improving services for foster youth, English learners, and low-income students in proportion to the amount of additional funding those students generate under LCFF (EC 52064(b)(4-6)).
  - Establishing goals, supported by actions and related expenditures, that address the statutory priority areas and statutory metrics (EC 52064(b)(1) & (2)).

- Annually reviewing and updating the LCAP to reflect progress toward the goals (*EC* 52064(b)(7)).

The LCAP template, like each LEA's final adopted LCAP, is a document, not a process. LEAs must use the template to memorialize the outcome of their LCAP development process, which should: (a) reflect comprehensive strategic planning (b) through meaningful engagement with stakeholders that (c) meets legal requirements, as reflected in the final adopted LCAP. The sections included within the LCAP template do not and cannot reflect the full development process, just as the LCAP template itself is not intended as a stakeholder engagement tool.

If a county superintendent of schools has jurisdiction over a single school district, the county board of education and the governing board of the school district may adopt and file for review and approval a single LCAP consistent with the requirements in *EC* sections 52060, 52062, 52066, 52068, and 52070. The LCAP must clearly articulate to which entity's budget (school district or county superintendent of schools) all budgeted and actual expenditures are aligned.

The revised LCAP template for the 2021–22, 2022–23, and 2023–24 school years reflects statutory changes made through Assembly Bill 1840 (Committee on Budget), Chapter 243, Statutes of 2018. These statutory changes enhance transparency regarding expenditures on actions included in the LCAP, including actions that contribute to meeting the requirement to increase or improve services for foster youth, English learners, and low-income students, and to streamline the information presented within the LCAP to make adopted LCAPs more accessible for stakeholders and the public.

At its most basic, the adopted LCAP should attempt to distill not just what the LEA is doing, but also allow stakeholders to understand why, and whether those strategies are leading to improved opportunities and outcomes for students. LEAs are strongly encouraged to use language and a level of detail in their adopted LCAPs intended to be meaningful and accessible for the LEA's diverse stakeholders and the broader public.

In developing and finalizing the LCAP for adoption, LEAs are encouraged to keep the following overarching frame at the forefront of the strategic planning and stakeholder engagement functions:

Given present performance across the state priorities and on indicators in the California School Dashboard, how is the LEA using its budgetary resources to respond to student and community needs, and address any performance gaps, including by meeting its obligation to increase or improve services for foster youth, English learners, and low-income students?

LEAs are encouraged to focus on a set of metrics or a set of actions that the LEA believes, based on input gathered from stakeholders, research, and experience, will have the biggest impact on behalf of its students.

These instructions address the requirements for each section of the LCAP, but may include information about effective practices when developing the LCAP and completing the LCAP itself. Additionally, information is included at the beginning of each section emphasizing the purpose that each section serves.

# Plan Summary

## Purpose

A well-developed Plan Summary section provides a meaningful context for the LCAP. This section provides information about an LEA's community as well as relevant information about student needs and performance. In order to provide a meaningful context for the rest of the LCAP, the content of this section should be clearly and meaningfully related to the content included in the subsequent sections of the LCAP.

## Requirements and Instructions

**General Information** – Briefly describe the students and community. For example, information about an LEA in terms of geography, enrollment, or employment, the number and size of specific schools, recent community challenges, and other such information as an LEA wishes to include can enable a reader to more fully understand an LEA's LCAP.

**Reflections: Successes** – Based on a review of performance on the state indicators and local performance indicators included in the Dashboard, progress toward LCAP goals, local self-assessment tools, stakeholder input, and any other information, what progress is the LEA most proud of and how does the LEA plan to maintain or build upon that success? This may include identifying specific examples of how past increases or improvements in services for foster youth, English learners, and low-income students have led to improved performance for these students.

**Reflections: Identified Need** – Referring to the Dashboard, identify: (a) any state indicator for which overall performance was in the “Red” or “Orange” performance category or any local indicator where the LEA received a “Not Met” or “Not Met for Two or More Years” rating AND (b) any state indicator for which performance for any student group was two or more performance levels below the “all student” performance. What steps is the LEA planning to take to address these areas of low performance and performance gaps? Other needs may be identified using locally collected data including data collected to inform the self-reflection tools and reporting local indicators on the Dashboard.

**LCAP Highlights** – Identify and briefly summarize the key features of this year's LCAP.

**Comprehensive Support and Improvement** – An LEA with a school or schools identified for comprehensive support and improvement (CSI) under the Every Student Succeeds Act must respond to the following prompts:

- **Schools Identified:** Identify the schools within the LEA that have been identified for CSI.
- **Support for Identified Schools:** Describe how the LEA has or will support the identified schools in developing CSI plans that included a school-level needs assessment, evidence-based interventions, and the identification of any resource inequities to be addressed through the implementation of the CSI plan.
- **Monitoring and Evaluating Effectiveness:** Describe how the LEA will monitor and evaluate the implementation and effectiveness of the CSI plan to support student and school improvement.

# Stakeholder Engagement

## Purpose

Significant and purposeful engagement of parents, students, educators, and other stakeholders, including those representing the student groups identified by LCFF, is critical to the development of the LCAP and the budget process. Consistent with statute, such stakeholder engagement should support comprehensive strategic planning, accountability, and improvement across the state priorities and locally identified priorities (EC 52064(e)(1)). Stakeholder engagement is an ongoing, annual process.

This section is designed to reflect how stakeholder engagement influenced the decisions reflected in the adopted LCAP. The goal is to allow stakeholders that participated in the LCAP development process and the broader public understand how the LEA engaged stakeholders and the impact of that engagement. LEAs are encouraged to keep this goal in the forefront when completing this section.

Statute and regulations specify the stakeholder groups that school districts and COEs must consult when developing the LCAP: teachers, principals, administrators, other school personnel, local bargaining units of the LEA, parents, and students. Before adopting the LCAP, school districts and COEs must share it with the Parent Advisory Committee and, if applicable, to its English Learner Parent Advisory Committee. The superintendent is required by statute to respond in writing to the comments received from these committees. School districts and COEs must also consult with the special education local plan area administrator(s) when developing the LCAP. Statute requires charter schools to consult with teachers, principals, administrators, other school personnel, parents, and students in developing the LCAP. The LCAP should also be shared with, and LEAs should request input from, schoolsite-level advisory groups, as applicable (e.g., schoolsite councils, English Learner Advisory Councils, student advisory groups, etc.), to facilitate alignment between schoolsite and district-level goals and actions.

Information and resources that support effective stakeholder engagement, define student consultation, and provide the requirements for advisory group composition, can be found under Resources on the following web page of the CDE's website: <https://www.cde.ca.gov/re/lc/>.

## Requirements and Instructions

Below is an excerpt from the 2018–19 *Guide for Annual Audits of K–12 Local Education Agencies and State Compliance Reporting*, which is provided to highlight the legal requirements for stakeholder engagement in the LCAP development process:

### **Local Control and Accountability Plan:**

For county offices of education and school districts only, verify the LEA:

- a) Presented the local control and accountability plan to the parent advisory committee in accordance with Education Code section 52062(a)(1) or 52068(a)(1), as appropriate.
- b) If applicable, presented the local control and accountability plan to the English learner parent advisory committee, in accordance with Education Code section 52062(a)(2) or 52068(a)(2), as appropriate.

- c) Notified members of the public of the opportunity to submit comments regarding specific actions and expenditures proposed to be included in the local control and accountability plan in accordance with Education Code section 52062(a)(3) or 52068(a)(3), as appropriate.
- d) Held at least one public hearing in accordance with Education Code section 52062(b)(1) or 52068(b)(1), as appropriate.
- e) Adopted the local control and accountability plan in a public meeting in accordance with Education Code section 52062(b)(2) or 52068(b)(2), as appropriate.

**Prompt 1:** “A summary of the stakeholder process and how the stakeholder engagement was considered before finalizing the LCAP.”

Describe the stakeholder engagement process used by the LEA to involve stakeholders in the development of the LCAP, including, at a minimum, describing how the LEA met its obligation to consult with all statutorily required stakeholder groups as applicable to the type of LEA. A sufficient response to this prompt must include general information about the timeline of the process and meetings or other engagement strategies with stakeholders. A response may also include information about an LEA’s philosophical approach to stakeholder engagement.

**Prompt 2:** “A summary of the feedback provided by specific stakeholder groups.”

Describe and summarize the stakeholder feedback provided by specific stakeholders. A sufficient response to this prompt will indicate ideas, trends, or inputs that emerged from an analysis of the feedback received from stakeholders.

**Prompt 3:** “A description of the aspects of the LCAP that were influenced by specific stakeholder input.”

A sufficient response to this prompt will provide stakeholders and the public clear, specific information about how the stakeholder engagement process influenced the development of the LCAP. The response must describe aspects of the LCAP that were influenced by or developed in response to the stakeholder feedback described in response to Prompt 2. This may include a description of how the LEA prioritized stakeholder requests within the context of the budgetary resources available or otherwise prioritized areas of focus within the LCAP. For the purposes of this prompt, “aspects” of an LCAP that may have been influenced by stakeholder input can include, but are not necessarily limited to:

- Inclusion of a goal or decision to pursue a Focus Goal (as described below)
- Inclusion of metrics other than the statutorily required metrics
- Determination of the desired outcome on one or more metrics
- Inclusion of performance by one or more student groups in the Measuring and Reporting Results subsection
- Inclusion of action(s) or a group of actions
- Elimination of action(s) or group of actions
- Changes to the level of proposed expenditures for one or more actions
- Inclusion of action(s) as contributing to increased or improved services for unduplicated services
- Determination of effectiveness of the specific actions to achieve the goal
- Determination of material differences in expenditures

- Determination of changes made to a goal for the ensuing LCAP year based on the annual update process
- Determination of challenges or successes in the implementation of actions

## Goals and Actions

### Purpose

Well-developed goals will clearly communicate to stakeholders what the LEA plans to accomplish, what the LEA plans to do in order to accomplish the goal, and how the LEA will know when it has accomplished the goal. A goal statement, associated metrics and expected outcomes, and the actions included in the goal should be in alignment. The explanation for why the LEA included a goal is an opportunity for LEAs to clearly communicate to stakeholders and the public why, among the various strengths and areas for improvement highlighted by performance data and strategies and actions that could be pursued, the LEA decided to pursue this goal, and the related metrics, expected outcomes, actions, and expenditures.

A well-developed goal can be focused on the performance relative to a metric or metrics for all students, a specific student group(s), narrowing performance gaps, or implementing programs or strategies expected to impact outcomes. LEAs should assess the performance of their student groups when developing goals and the related actions to achieve such goals.

### Requirements and Instructions

LEAs should prioritize the goals, specific actions, and related expenditures included within the LCAP within one or more state priorities. LEAs should consider performance on the state and local indicators, including their locally collected and reported data for the local indicators that are included in the Dashboard in determining whether and how to prioritize its goals within the LCAP.

In order to support prioritization of goals, the LCAP template provides LEAs with the option of developing three different kinds of goals:

- **Focus Goal:** A Focus Goal is relatively more concentrated in scope and may focus on a fewer number of metrics to measure improvement. A Focus Goal statement will be time bound and make clear how the goal is to be measured.
- **Broad Goal:** A Broad Goal is relatively less concentrated in its scope and may focus on improving performance across a wide range of metrics.
- **Maintenance of Progress Goal:** A Maintenance of Progress Goal includes actions that may be ongoing without significant changes and allows an LEA to track performance on any metrics not addressed in the other goals of the LCAP.

At a minimum, the LCAP must address all LCFF priorities and associated metrics.

### ***Focus Goal(s)***

**Goal Description:** The description provided for a Focus Goal must be specific, measurable, and time bound. An LEA develops a Focus Goal to address areas of need that may require or benefit from a more specific and data intensive approach. The Focus Goal can explicitly reference the metric(s) by which achievement of the goal will be measured and the time frame according to which the LEA expects to achieve the goal.

**Explanation of why the LEA has developed this goal:** Explain why the LEA has chosen to prioritize this goal. An explanation must be based on Dashboard data or other locally collected data. LEAs must describe how the LEA identified this goal for focused attention, including relevant consultation with stakeholders. LEAs are encouraged to promote transparency and understanding around the decision to pursue a focus goal.

***Broad Goal***

**Goal Description:** Describe what the LEA plans to achieve through the actions included in the goal. The description of a broad goal will be clearly aligned with the expected measurable outcomes included for the goal. The goal description organizes the actions and expected outcomes in a cohesive and consistent manner. A goal description is specific enough to be measurable in either quantitative or qualitative terms. A broad goal is not as specific as a focus goal. While it is specific enough to be measurable, there are many different metrics for measuring progress toward the goal.

**Explanation of why the LEA has developed this goal:** Explain why the LEA developed this goal and how the actions and metrics grouped together will help achieve the goal.

***Maintenance of Progress Goal***

**Goal Description:** Describe how the LEA intends to maintain the progress made in the LCFF State Priorities not addressed by the other goals in the LCAP. Use this type of goal to address the state priorities and applicable metrics not addressed within the other goals in the LCAP. The state priorities and metrics to be addressed in this section are those for which the LEA, in consultation with stakeholders, has determined to maintain actions and monitor progress while focusing implementation efforts on the actions covered by other goals in the LCAP.

**Explanation of why the LEA has developed this goal:** Explain how the actions will sustain the progress exemplified by the related metrics.

***Measuring and Reporting Results:***

For each LCAP year, identify the metric(s) that the LEA will use to track progress toward the expected outcomes. LEAs are encouraged to identify metrics for specific student groups, as appropriate, including expected outcomes that would reflect narrowing of any existing performance gaps.

Include in the baseline column the most recent data associated with this metric available at the time of adoption of the LCAP for the first year of the three-year plan. LEAs may use data as reported on the 2019 Dashboard for the baseline of a metric only if that data represents the most recent available (e.g. high school graduation rate).

Using the most recent data available may involve reviewing data the LEA is preparing for submission to the California Longitudinal Pupil Achievement Data System (CALPADS) or data that the LEA has recently submitted to CALPADS. Because final 2020–2021 outcomes on some metrics may not be computable at the time the 2021–24 LCAP is adopted (e.g. graduation rate, suspension rate), the most recent data available may include a point in time calculation taken each year on the same date for comparability purposes.

The baseline data shall remain unchanged throughout the three-year LCAP.

Complete the table as follows:

- **Metric:** Indicate how progress is being measured using a metric.
- **Baseline:** Enter the baseline when completing the LCAP for 2021–22. As described above, the baseline is the most recent data associated with a metric. Indicate the school year to which the data applies, consistent with the instructions above.
- **Year 1 Outcome:** When completing the LCAP for 2022–23, enter the most recent data available. Indicate the school year to which the data applies, consistent with the instructions above.
- **Year 2 Outcome:** When completing the LCAP for 2023–24, enter the most recent data available. Indicate the school year to which the data applies, consistent with the instructions above.
- **Year 3 Outcome:** When completing the LCAP for 2024–25, enter the most recent data available. Indicate the school year to which the data applies, consistent with the instructions above. The 2024–25 LCAP will be the first year in the next three-year cycle. Completing this column will be part of the Annual Update for that year.
- **Desired Outcome for 2023-24:** When completing the first year of the LCAP, enter the desired outcome for the relevant metric the LEA expects to achieve by the end of the 2023–24 LCAP year.



Timeline for completing the “**Measuring and Reporting Results**” part of the Goal.

Metric	Baseline	Year 1 Outcome	Year 2 Outcome	Year 3 Outcome	Desired Outcome for Year 3 (2023-24)
Enter information in this box when completing the LCAP for <b>2021–22</b> .	Enter information in this box when completing the LCAP for <b>2021–22</b> .	Enter information in this box when completing the LCAP for <b>2022–23</b> . Leave blank until then.	Enter information in this box when completing the LCAP for <b>2023–24</b> . Leave blank until then.	Enter information in this box when completing the LCAP for <b>2024–25</b> . Leave blank until then.	Enter information in this box when completing the LCAP for <b>2021–22</b> .

The metrics may be quantitative or qualitative; but at minimum, an LEA’s LCAP must include goals that are measured using all of the applicable metrics for the related state priorities, in each LCAP year as applicable to the type of LEA. To the extent a state priority does not specify one or more metrics (e.g., implementation of state academic content and performance standards), the LEA must identify a metric to use within the LCAP. For these state priorities, LEAs are encouraged to use metrics based on or reported through the relevant self-reflection tool for local indicators within the Dashboard.

**Actions:** Enter the action number. Provide a short title for the action. This title will also appear in the expenditure tables. Provide a description of the action. Enter the total amount of expenditures associated with this action. Budgeted expenditures from specific fund sources will be provided in the summary expenditure tables. Indicate whether the action contributes to meeting the increase or improved services requirement as described in the Increased or Improved Services section using a “Y” for Yes or an “N” for No. (Note: for each such action offered on an LEA-wide or schoolwide basis, the LEA will need to provide additional information in the Increased or Improved Summary Section to address the requirements in *California Code of Regulations*, Title 5 [5 CCR] Section 15496(b) in the Increased or Improved Services Section of the LCAP).

**Actions for English Learners:** School districts, COEs, and charter schools that have a numerically significant English learner student subgroup must include specific actions in the LCAP related to, at a minimum, the language acquisition programs, as defined in *EC* Section 306, provided to students and professional development activities specific to English learners.

**Actions for Foster Youth:** School districts, COEs, and charter schools that have a numerically significant Foster Youth student subgroup are encouraged to include specific actions in the LCAP designed to meet needs specific to Foster Youth students.

### Goal Analysis:

Enter the LCAP Year

Using actual annual measurable outcome data, including data from the Dashboard, analyze whether the planned actions were effective in achieving the goal. Respond to the prompts as instructed.

- Describe the overall implementation of the actions to achieve the articulated goal. Include a discussion of relevant challenges and successes experienced with the implementation process. This must include any instance where the LEA did not implement a planned action or implemented a planned action in a manner that differs substantively from how it was described in the adopted LCAP.
- Explain material differences between Budgeted Expenditures and Estimated Actual Expenditures. Minor variances in expenditures do not need to be addressed, and a dollar-for-dollar accounting is not required.
- Describe the effectiveness of the specific actions to achieve the articulated goal as measured by the LEA. In some cases, not all actions in a goal will be intended to improve performance on all of the metrics associated with the goal. When responding to this prompt, LEAs may assess the effectiveness of a single action or group of actions within the goal in the context of performance on a single metric or group of specific metrics within the goal that are applicable to the action(s). Grouping actions with metrics will allow for more robust analysis of whether the strategy the LEA is using to impact a specified set of metrics is working and increase transparency for stakeholders. LEAs are encouraged to use such an approach when goals include multiple actions and metrics that are not closely associated.
- Describe any changes made to this goal, expected outcomes, metrics, or actions to achieve this goal as a result of this analysis and analysis of the data provided in the Dashboard or other local data, as applicable.

## **Increased or Improved Services for Foster Youth, English Learners, and Low-Income Students**

### **Purpose**

A well-written Increased or Improved Services section provides stakeholders with a comprehensive description, within a single dedicated section, of how an LEA plans to increase or improved services for its unduplicated students as compared to all students and how LEA-wide or schoolwide actions identified for this purpose meet regulatory requirements. Descriptions provided should include sufficient detail yet be sufficiently succinct to promote a broader understanding of stakeholders to facilitate their ability to provide input. An LEA's description in this section must align with the actions included in the Goals and Actions section as contributing.

### **Requirements and Instructions**

This section must be completed for each LCAP year.

When developing the LCAP in year 2 or year 3, copy the "Increased or Improved Services" section and enter the appropriate LCAP year. Using the copy of the section, complete the section as required for the relevant LCAP year. Retain all prior year sections for each of the three years within the LCAP.

**Percentage to Increase or Improve Services:** Identify the percentage by which services for unduplicated pupils must be increased or improved as compared to the services provided to all students in the LCAP year as calculated pursuant to 5 CCR Section 15496(a)(7).

**Increased Apportionment based on the enrollment of Foster Youth, English Learners, and Low-Income Students:** Specify the estimate of the amount of funds apportioned on the basis of the number and concentration of unduplicated pupils for the LCAP year.

**Required Descriptions:**

**For each action being provided to an entire school, or across the entire school district or county office of education (COE), an explanation of (1) how the needs of foster youth, English learners, and low-income students were considered first, and (2) how these actions are effective in meeting the goals for these students.**

For each action included in the Goals and Actions section as contributing to the increased or improved services requirement for unduplicated pupils and provided on an LEA-wide or schoolwide basis, the LEA must include an explanation consistent with 5 CCR Section 15496(b). For any such actions continued into the 2021–24 LCAP from the 2017–2020 LCAP, the LEA must determine whether or not the action was effective as expected, and this determination must reflect evidence of outcome data or actual implementation to date.

**Principally Directed and Effective:** An LEA demonstrates how an action is principally directed towards and effective in meeting the LEA’s goals for unduplicated students when the LEA explains how:

- It considers the needs, conditions, or circumstances of its unduplicated pupils;
- The action, or aspect(s) of the action (including, for example, its design, content, methods, or location), is based on these considerations; and
- The action is intended to help achieve an expected measurable outcome of the associated goal.

As such, the response provided in this section may rely on a needs assessment of unduplicated students.

Conclusory statements that a service will help achieve an expected outcome for the goal, without an explicit connection or further explanation as to how, are not sufficient. Further, simply stating that an LEA has a high enrollment percentage of a specific student group or groups does not meet the increase or improve services standard because enrolling students is not the same as serving students.

For example, if an LEA determines that low-income students have a significantly lower attendance rate than the attendance rate for all students, it might justify LEA-wide or schoolwide actions to address this area of need in the following way:

After assessing the needs, conditions, and circumstances of our low-income students, we learned that the attendance rate of our low-income students is 7% lower than the attendance rate for all students. (Needs, Conditions, Circumstances [Principally Directed])

In order to address this condition of our low-income students, we will develop and implement a new attendance program that is designed to address some of the major causes of absenteeism, including lack of reliable transportation and food, as well as a school

climate that does not emphasize the importance of attendance. Goal N, Actions X, Y, and Z provide additional transportation and nutritional resources as well as a districtwide educational campaign on the benefits of high attendance rates. (Contributing Action(s))

These actions are being provided on an LEA-wide basis and we expect/hope that all students with less than a 100% attendance rate will benefit. However, because of the significantly lower attendance rate of low-income students, and because the actions meet needs most associated with the chronic stresses and experiences of a socio-economically disadvantaged status, we expect that the attendance rate for our low-income students will increase significantly more than the average attendance rate of all other students. (Measurable Outcomes [Effective In])

**COEs and Charter Schools:** Describe how actions included as contributing to meeting the increased or improved services requirement on an LEA-wide basis are principally directed to and effective in meeting its goals for unduplicated pupils in the state and any local priorities as described above. In the case of COEs and charter schools, schoolwide and LEA-wide are considered to be synonymous.

## **For School Districts Only:**

### **Actions Provided on an LEA-Wide Basis:**

**Unduplicated Percentage > 55%:** For school districts with an unduplicated pupil percentage of 55% or more, describe how these actions are principally directed to and effective in meeting its goals for unduplicated pupils in the state and any local priorities as described above.

**Unduplicated Percentage < 55%:** For school districts with an unduplicated pupil percentage of less than 55%, describe how these actions are principally directed to and effective in meeting its goals for unduplicated pupils in the state and any local priorities. Also describe how the actions **are the most effective use of the funds** to meet these goals for its unduplicated pupils. Provide the basis for this determination, including any alternatives considered, supporting research, experience, or educational theory.

### **Actions Provided on a Schoolwide Basis:**

School Districts must identify in the description those actions being funded and provided on a schoolwide basis, and include the required description supporting the use of the funds on a schoolwide basis.

**For schools with 40% or more enrollment of unduplicated pupils:** Describe how these actions are principally directed to and effective in meeting its goals for its unduplicated pupils in the state and any local priorities.

**For school districts expending funds on a schoolwide basis at a school with less than 40% enrollment of unduplicated pupils:** Describe how these actions are principally directed to and how the actions are the most effective use of the funds to meet its goals for foster youth, English learners, and low-income students in the state and any local priorities.

**“A description of how services for foster youth, English learners, and low-income students are being increased or improved by the percentage required.”**

Consistent with the requirements of 5 CCR Section 15496, describe how services provided for unduplicated pupils are increased or improved by at least the percentage calculated as compared to the services provided for all students in the LCAP year. To improve services means to grow services in quality and to increase services means to grow services in quantity. Services are increased or improved by those actions in the LCAP that are included in the Goals and Actions section as contributing to the increased or improved services requirement. This description must address how these action(s) are expected to result in the required proportional increase or improvement in services for unduplicated pupils as compared to the services the LEA provides to all students for the relevant LCAP year.

## Expenditure Tables

Complete the Data Entry table for each action in the LCAP. The information entered into this table will automatically populate the other Expenditure Tables. All information is entered into the Data Entry table. Do not enter data into the other tables.

The following expenditure tables are required to be included in the LCAP as adopted by the local governing board or governing body:

- Table 1: Actions
- Table 2: Total Expenditures
- Table 3: Contributing Expenditures
- Table 4: Annual Update Expenditures

The Data Entry table may be included in the LCAP as adopted by the local governing board or governing body, but is not required to be included.

In the Data Entry table, provide the following information for each action in the LCAP for the relevant LCAP year:

- **Goal #:** Enter the LCAP Goal number for the action.
- **Action #:** Enter the action’s number as indicated in the LCAP Goal.
- **Action Title:** Provide a title of the action.
- **Student Group(s):** Indicate the student group or groups who will be the primary beneficiary of the action by entering “All”, or by entering a specific student group or groups.
- **Increased / Improved:** Type “Yes” if the action **is** included as contributing to meeting the increased or improved services; OR, type “No” if the action is **not** included as contributing to meeting the increased or improved services.
- If “Yes” is entered into the Contributing column, then complete the following columns:

- **Scope:** The scope of an action may be LEA-wide (i.e. districtwide, countywide, or charterwide), schoolwide, or limited. An action that is LEA-wide in scope upgrades the entire educational program of the LEA. An action that is schoolwide in scope upgrades the entire educational program of a single school. An action that is limited in its scope is an action that serves only one or more unduplicated student groups.
- **Unduplicated Student Group(s):** Regardless of scope, contributing actions serve one or more unduplicated student groups. Indicate one or more unduplicated student groups for whom services are being increased or improved as compared to what all students receive.
- **Location:** Identify the location where the action will be provided. If the action is provided to all schools within the LEA, the LEA must indicate “All Schools”. If the action is provided to specific schools within the LEA or specific grade spans only, the LEA must enter “Specific Schools” or “Specific Grade Spans”. Identify the individual school or a subset of schools or grade spans (e.g., all high schools or grades K-5), as appropriate.
- **Time Span:** Enter “ongoing” if the action will be implemented for an indeterminate period of time. Otherwise, indicate the span of time for which the action will be implemented. For example, an LEA might enter “1 Year”, or “2 Years”, or “6 Months”.
- **Personnel Expense:** This column will be automatically calculated based on information provided in the following columns:
  - **Total Personnel:** Enter the total amount of personnel expenditures utilized to implement this action.
  - **Total Non-Personnel:** This amount will be automatically calculated.
- **LCFF Funds:** Enter the total amount of LCFF funds utilized to implement this action, if any. LCFF funds include all funds that make up an LEA’s total LCFF target (i.e. base grant, grade span adjustment, supplemental grant, concentration grant, Targeted Instructional Improvement Block Grant, and Home-To-School Transportation).
- **Other State Funds:** Enter the total amount of Other State Funds utilized to implement this action, if any.
- **Local Funds:** Enter the total amount of Local Funds utilized to implement this action, if any.
- **Federal Funds:** Enter the total amount of Federal Funds utilized to implement this action, if any.
- **Total Funds:** This amount is automatically calculated based on amounts entered in the previous four columns.